



Hahn & Hessen LLP  
488 Madison Avenue, New York, NY 10022  
T 212.478.7200 F 212.478.7400 hahnhausen.com

April 1, 2019  
Via NYSCEF

Steven R. Aquino  
212.478.7264  
saquino@hahnhausen.com

The Honorable Marcy S. Friedman  
Supreme Court of the State of New York  
County of New York, Commercial Division Part 60  
60 Centre Street, Room 663  
New York, New York 10007

Re: *In the Matter of the Application of  
Wells Fargo Bank, National Association, et al.* – Index No. 657387/2017

Dear Justice Friedman:

This office represents Wells Fargo Bank, N.A. in the above-captioned proceeding. Please find enclosed a revised modeling report with respect to BSABS 2006-SD4. Please contact me with any questions.

Respectfully Submitted,

*s/ Steven R. Aquino*

Steven R. Aquino

Enclosures

cc: All Counsel of Record (Via NYSCEF)

**DEAL MODELING FOR BSABS 2006-SD4**

<b><u>BACKGROUND</u></b>	
<b>TRUST</b>	BSABS 2006-SD4
<b>TRUSTEE</b>	The Bank of New York Mellon
<b>PAYMENT ADMINISTRATOR</b>	Wells Fargo Bank, National Association
<b>PARTIES REQUESTING SUBMISSION</b>	Institutional Investors; U.S. Bank solely in its capacity as Indenture Trustee for certain NIM Trusts and solely at the direction of HBK Master Fund LP
<b>DATA USED FOR SUBMISSION</b>	Bear Stearns Asset Backed Securities, Asset-Backed Certificates, Series 2006-SD4, Monthly Report for Distribution dated December 26, 2018
<b>EXHIBITS TO PETITION ON WHICH TRUST APPEARS</b>	Exhibit D (List of Settlement Trusts That Do Not Clearly Specify Whether The Pay First Method Or Write-Up First Method Should Be Used) Exhibit F (List of Settlement Trusts With Realized Loss Allocation Methods That Differ From Subsequent Recovery Write-Up Methods)

<b><u>TESTED ISSUE</u></b>	
<b>EXHIBIT TO PETITION BEING TESTED</b>	Exhibit D
<b>DESCRIPTION OF ISSUE BEING TESTED</b>	Using the methodology that writes up Senior Certificates pro rata, compare the results of the following scenarios: (i) write up first and (ii) pay first then write up

DISTRIBUTION UNDER "WRITE UP FIRST"							
CLASSES OF CERTIFICATES	BEGINNING CERTIFICATE PRINCIPAL BALANCE	BEGINNING OUTSTANDING CERTIFICATE LOSSES	AMOUNT OF ALLOCABLE SHARE DISTRIBUTED TO CLASS OF CERTIFICATES	AMOUNT OF SETTLEMENT PAYMENT WRITE-UP APPLIED TO CLASS OF CERTIFICATES	ENDING CERTIFICATE PRINCIPAL BALANCE	ENDING OUTSTANDING CERTIFICATE LOSSES	
Class 1A-1	10,912,035.35	0.00	695,540.14	0.00	10,132,524.42	0.00	
Class 1A-2	3,909,365.02	0.00	249,185.44	0.00	3,630,096.06	0.00	
Class 1A-3	3,785,063.53	0.00	241,262.38	0.00	3,514,674.16	0.00	
Class 2A-1	6,836,195.45	0.00	682,036.08	0.00	6,134,917.23	0.00	
Class 2A-2	298,902.47	1,361,759.62	111,192.92	(793,229.00)	980,097.23	568,530.62	
Class 3A-1	17,741,595.97	115,081.33	1,402,149.30	(48,859.77)	16,200,922.92	66,221.56	
Class 3A-2	0.00	3,639,814.29	138,072.83	(1,545,346.23)	1,407,273.40	2,094,468.06	
Class B-1	0.00	14,130,138.51	0.00	(1,206,796.00)	0.00	14,130,138.51	
Class B-2	0.00	6,671,442.01	0.00	0.00	0.00	6,671,442.01	
Class B-3	0.00	3,886,031.13	0.00	0.00	0.00	3,886,031.13	
Class B-4	0.00	1,743,558.40	0.00	0.00	0.00	1,743,558.40	
Class B-5	0.00	2,695,108.53	0.00	0.00	0.00	2,695,108.53	
Class B-6	0.00	5,005,110.70	0.00	0.00	0.00	5,005,110.70	
Class X-1	606,799.07	0.00	47,807.08	0.00	552,583.09	0.00	
Class X-2	78,399.89	0.00	6,176.78	0.00	71,395.06	0.00	
Class P	0.00	0.00	0.00	0.00	0.00	0.00	
Class R-X	0.00	0.00	0.00	0.00	0.00	0.00	
Class R-1	0.00	0.00	20,808.04	0.00	0.00	0.00	
Class R-2	0.00	0.00	0.00	0.00	0.00	0.00	

BEGINNING OVERCOLLATERALIZATION	ENDING OVERCOLLATERALIZATION
(8,878,345.29)	(7,825,959.20)

\*The identified "ending" figures in this table denote the numerical value of such figures following the distribution and administration of the Allocable Share. For example, the "ending certificate principal balances," are the certificate principal balances following the distribution and administration of the Allocable Share.

DISTRIBUTION UNDER "PAY FIRST"							
CLASSES OF CERTIFICATES	BEGINNING CERTIFICATE PRINCIPAL BALANCE	BEGINNING OUTSTANDING CERTIFICATE LOSSES	AMOUNT OF ALLOCABLE SHARE DISTRIBUTED TO CLASS OF CERTIFICATES	AMOUNT OF SETTLEMENT PAYMENT WRITE-UP APPLIED TO CLASS OF CERTIFICATES	ENDING CERTIFICATE PRINCIPAL BALANCE	ENDING OUTSTANDING CERTIFICATE LOSSES	
Class 1A-1	10,912,035.35	0.00	695,540.14	0.00	10,132,524.42	0.00	
Class 1A-2	3,909,365.02	0.00	249,185.44	0.00	3,630,096.06	0.00	
Class 1A-3	3,785,063.53	0.00	241,262.38	0.00	3,514,674.16	0.00	
Class 2A-1	6,836,195.45	0.00	759,999.16	0.00	6,056,954.15	0.00	
Class 2A-2	298,902.47	1,361,759.62	33,229.84	(793,229.00)	1,058,060.31	568,530.52	
Class 3A-1	17,741,595.97	115,081.33	1,534,925.57	(48,859.77)	16,058,042.36	66,221.56	
Class 3A-2	0.00	3,639,814.29	0.00	(1,545,346.23)	1,545,346.23	2,094,468.06	
Class B-1	0.00	14,130,138.51	0.00	(1,206,796.00)	0.00	14,130,138.51	
Class B-2	0.00	6,671,442.01	0.00	0.00	0.00	6,671,442.01	
Class B-3	0.00	3,886,031.13	0.00	0.00	0.00	3,886,031.13	
Class B-4	0.00	1,743,558.40	0.00	0.00	0.00	1,743,558.40	
Class B-5	0.00	2,695,108.53	0.00	0.00	0.00	2,695,108.53	
Class B-6	0.00	5,005,110.70	0.00	0.00	0.00	5,005,110.70	
Class X-1	606,799.07	0.00	52,497.61	0.00	547,892.56	0.00	
Class X-2	78,399.89	0.00	6,782.81	0.00	70,789.03	0.00	
Class P	0.00	0.00	0.00	0.00	0.00	0.00	
Class R-X	0.00	0.00	0.00	0.00	0.00	0.00	
Class R-1	0.00	0.00	20,808.04	0.00	0.00	0.00	
Class R-2	0.00	0.00	0.00	0.00	0.00	0.00	

BEGINNING OVERCOLLATERALIZATION	ENDING OVERCOLLATERALIZATION
(8,878,345.29)	(7,825,959.20)

\*The identified "ending" figures in this table denote the numerical value of such figures following the distribution and administration of the Allocable Share. For example, the "ending certificate principal balances," are the certificate principal balances following the distribution and administration of the Allocable Share.

<b>WRITE-UP FIRST COMPARED TO PAY FIRST</b>				
<b>CLASSES OF CERTIFICATES</b>	<b>EFFECT ON APPLICATION OF SETTLEMENT PAYMENT WRITE-UP (YES/NO)</b>	<b>IF PRIOR COLUMN YES, IMPACT ON ENDING CERTIFICATE PRINCIPAL BALANCES</b>	<b>EFFECT ON DISTRIBUTION OF ALLOCABLE SHARE (YES/NO)</b>	<b>IF PRIOR COLUMN YES, IMPACT ON DISTRIBUTION OF ALLOCABLE SHARE</b>
Class 1A-1	No		No	
Class 1A-2	No		No	
Class 1A-3	No		No	
Class 2A-1	No		Yes	(77,963.08)
Class 2A-2	No		Yes	77,963.08
Class 3A-1	No		Yes	(132,776.27)
Class 3A-2	No		Yes	138,072.83
Class B-1	No		No	
Class B-2	No		No	
Class B-3	No		No	
Class B-4	No		No	
Class B-5	No		No	
Class B-6	No		No	
Class X-1	No		Yes	(4,690.53)
Class X-2	No		Yes	(606.03)
Class P	No		No	
Class R-X	No		No	
Class R-1	No		No	
Class R-2	No		No	

<b>PAY FIRST COMPARED TO WRITE-UP FIRST</b>				
<b>CLASSES OF CERTIFICATES</b>	<b>EFFECT ON APPLICATION OF SETTLEMENT PAYMENT WRITE-UP (YES/NO)</b>	<b>IF PRIOR COLUMN YES, IMPACT ON ENDING CERTIFICATE PRINCIPAL BALANCES</b>	<b>EFFECT ON DISTRIBUTION OF ALLOCABLE SHARE (YES/NO)</b>	<b>IF PRIOR COLUMN YES, IMPACT ON DISTRIBUTION OF ALLOCABLE SHARE</b>
Class 1A-1	No		No	
Class 1A-2	No		No	
Class 1A-3	No		No	
Class 2A-1	No		Yes	77,963.08
Class 2A-2	No		Yes	(77,963.08)
Class 3A-1	No		Yes	132,776.27
Class 3A-2	No		Yes	(138,072.83)
Class B-1	No		No	
Class B-2	No		No	
Class B-3	No		No	
Class B-4	No		No	
Class B-5	No		No	
Class B-6	No		No	
Class X-1	No		Yes	4,690.53
Class X-2	No		Yes	606.03
Class P	No		No	
Class R-X	No		No	
Class R-1	No		No	
Class R-2	No		No	

<b>NON-TESTED ISSUES†</b>		
<b>NON-TESTED ISSUE</b>	<b>METHODOLOGY USED FOR NON-TESTED ISSUE</b>	<b>COULD METHODOLOGY USED FOR NON-TESTED ISSUE IMPACT SETTLEMENT PAYMENT OR WRITE-UPS (YES/NO)‡</b>
Apply the Settlement Agreement write-up instructions (reverse order of write-down) v. write-up provisions in the governing document (Exhibit F)	Write-up Senior Certificates Pro Rata	Unknown

† Pursuant to “Consented-To Order Regarding Submissions on Impact of Distribution Methodologies dated February 26, 2019, NYSCEF Doc. No. 799”, the parties requesting this Submission for BSABS 2006-SD4 provided instructions to the Payment Administrator concerning the methodology to be used for each non-tested issue. The Payment Administrator followed such instructions and did not select the methodology for any non-tested issue.

‡ If a non-tested issue is shown as a “No” in this column, that indicates that the results shown on pages 2 and 3 above would be the same regardless of the methodology used for the non-tested issue.

**EXHIBIT A**

**BSABS 2006-SD4**

**Monthly Report for Distribution dated December 26, 2018**

[Attached]



**Bear Stearns Asset Backed Securities  
 Asset-Backed Certificates  
 Series 2006-SD4**

**Certificateholder Distribution Summary**

Class	CUSIP	Record Date	Certificate Pass-Through Rate	Beginning Certificate Balance	Interest Distribution	Principal Distribution	Current Realized Loss	Ending Certificate Balance	Total Distribution	Cumulative Realized Losses
1A-1	07389NAA3	11/30/2018	4.68373 %	10,912,035.35	42,590.85	83,970.79	0.00	10,828,064.56	126,561.64	0.00
1A-2	07389NAB1	11/30/2018	4.68373 %	3,909,365.02	15,258.67	30,083.52	0.00	3,879,281.49	45,342.19	0.00
1A-3	07389NAV7	11/30/2018	4.68373 %	3,785,063.53	14,773.51	29,126.99	0.00	3,755,936.54	43,900.50	0.00
2A-1	07389NAC9	11/30/2018	4.43815 %	6,836,195.45	25,283.40	19,242.14	0.00	6,816,953.32	44,525.54	0.00
2A-2	07389NAD7	11/30/2018	4.43815 %	298,902.47	1,105.48	841.33	0.00	298,061.14	1,946.81	1,361,759.62
3A-1	07389NAE5	11/30/2018	3.03250 %	17,741,595.97	63,125.69	187,383.52	76,325.85	17,477,886.60	250,509.21	191,407.18
3A-2	07389NAF2	11/30/2018	3.10250 %	0.00	0.00	0.00	0.00	0.00	0.00	3,639,814.29
B-1	07389NAJ4	11/30/2018	0.00000 %	0.00	0.00	0.00	0.00	0.00	0.00	14,130,138.51
B-2	07389NAK1	11/30/2018	0.00000 %	0.00	0.00	0.00	0.00	0.00	0.00	6,671,442.01
B-3	07389NAL9	11/30/2018	0.00000 %	0.00	0.00	0.00	0.00	0.00	0.00	3,886,031.13
B-4	07389NAM7	11/30/2018	0.00000 %	0.00	0.00	0.00	0.00	0.00	0.00	1,743,558.40
B-5	07389NAN5	11/30/2018	0.00000 %	0.00	0.00	0.00	0.00	0.00	0.00	2,695,108.53
B-6	07389NAP0	11/30/2018	0.00000 %	0.00	0.00	0.00	0.00	0.00	0.00	5,005,110.70
X-1	07389NAG0	11/30/2018	0.43174 %	606,799.07	12,119.83	6,408.90	0.00	600,390.17	18,528.73	0.00
X-2	07389NAH8	11/30/2018	0.00000 %	78,399.89	321.51	828.05	0.00	77,571.85	1,149.56	0.00
P	07389NAQ8	11/30/2018	0.00000 %	0.00	0.00	0.00	0.00	0.00	0.00	0.00
R-X	07389NAU9	11/30/2018	0.00000 %	0.00	0.00	0.00	0.00	0.00	0.00	0.00
R-1	07389NAR6	11/30/2018	0.00000 %	0.00	761.87	0.00	0.00	0.00	761.87	0.00
R-2	07389NAS4	11/30/2018	0.00000 %	0.00	0.00	0.00	0.00	0.00	0.00	0.00
Totals				44,168,356.75	175,340.81	357,885.24	76,325.85	43,734,145.67	533,226.05	39,324,370.37

This report is compiled by Wells Fargo Bank, N.A. from information provided by third parties. Wells Fargo Bank, N.A. has not independently confirmed the accuracy of the information.

All Record Dates are based upon the governing documents and logic set forth as of closing.

**Bear Stearns Asset Backed Securities  
 Asset-Backed Certificates  
 Series 2006-SD4**

**Principal Distribution Statement**

Class	Original Face Amount	Beginning Certificate Balance	Scheduled Principal Distribution	Unscheduled Principal Distribution	Accretion	Realized Loss	Total Principal Reduction	Ending Certificate Balance	Ending Certificate Percentage	Total Principal Distribution
1A-1	72,073,000.00	10,912,035.35	35,760.53	48,210.26	0.00	0.00	83,970.79	10,828,064.56	0.15023746	83,970.79
1A-2	25,821,000.00	3,909,365.02	12,811.63	17,271.89	0.00	0.00	30,083.52	3,879,281.49	0.15023746	30,083.52
1A-3	25,000,000.00	3,785,063.53	12,404.27	16,722.72	0.00	0.00	29,126.99	3,755,936.54	0.15023746	29,126.99
2A-1	53,043,000.00	6,836,195.45	17,732.32	1,509.82	0.00	0.00	19,242.14	6,816,953.32	0.12851749	19,242.14
2A-2	9,126,000.00	298,902.47	775.32	66.01	0.00	0.00	841.33	298,061.14	0.03266066	841.33
3A-1	43,832,000.00	17,741,595.97	11,180.56	176,202.96	0.00	76,325.85	263,709.37	17,477,886.60	0.39874718	187,383.52
3A-2	7,541,000.00	0.00	0.00	0.00	0.00	0.00	0.00	0.00	0.00000000	0.00
B-1	14,506,000.00	0.00	0.00	0.00	0.00	0.00	0.00	0.00	0.00000000	0.00
B-2	6,779,000.00	0.00	0.00	0.00	0.00	0.00	0.00	0.00	0.00000000	0.00
B-3	3,932,000.00	0.00	0.00	0.00	0.00	0.00	0.00	0.00	0.00000000	0.00
B-4	1,762,000.00	0.00	0.00	0.00	0.00	0.00	0.00	0.00	0.00000000	0.00
B-5	2,711,000.00	0.00	0.00	0.00	0.00	0.00	0.00	0.00	0.00000000	0.00
B-6	5,016,219.69	0.00	0.00	0.00	0.00	0.00	0.00	0.00	0.00000000	0.00
X-1	0.00	606,799.07	382.40	6,026.50	0.00	0.00	6,408.90	600,390.17	0.00000000	6,408.90
X-2	0.00	78,399.89	49.41	778.64	0.00	0.00	828.05	77,571.85	0.00000000	828.05
P	0.00	0.00	0.00	0.00	0.00	0.00	0.00	0.00	0.00000000	0.00
R-X	0.00	0.00	0.00	0.00	0.00	0.00	0.00	0.00	0.00000000	0.00
R-1	0.00	0.00	0.00	0.00	0.00	0.00	0.00	0.00	0.00000000	0.00
R-2	0.00	0.00	0.00	0.00	0.00	0.00	0.00	0.00	0.00000000	0.00
Totals	271,142,219.69	44,168,356.75	91,096.44	266,788.80	0.00	76,325.85	434,211.09	43,734,145.67	0.16129596	357,885.24

NOTE: Accretion amount also includes Net Negative Amortization, if applicable.

**Bear Stearns Asset Backed Securities  
 Asset-Backed Certificates  
 Series 2006-SD4**

**Principal Distribution Factors Statement**

Class	Original Face Amount	Beginning Certificate Balance	Scheduled Principal Distribution	Unscheduled Principal Distribution	Accretion	Realized Loss	Total Principal Reduction	Ending Certificate Balance	Ending Certificate Percentage	Total Principal Distribution
1A-1	72,073,000.00	151,402,541.17	0.49617097	0.66890875	0.00000000	0.00000000	1.16507971	150.23746146	0.15023746	1.16507971
1A-2	25,821,000.00	151,402,541.34	0.49617095	0.66890864	0.00000000	0.00000000	1.16507959	150.23746137	0.15023746	1.16507959
1A-3	25,000,000.00	151,402,541.20	0.49617080	0.66890880	0.00000000	0.00000000	1.16507960	150.23746160	0.15023746	1.16507960
2A-1	53,043,000.00	128,880,256.58	0.33430085	0.02846408	0.00000000	0.00000000	0.36276493	128.51749185	0.12851749	0.36276493
2A-2	9,126,000.00	32,752,845.72	0.08495726	0.00723318	0.00000000	0.00000000	0.09219044	32.66065527	0.03266066	0.09219044
3A-1	43,832,000.00	404,763,551.06	0.25507757	4.01996167	0.00000000	1.74132711	6.01636635	398.74718471	0.39874718	4.27503924
3A-2	7,541,000.00	0.00000000	0.00000000	0.00000000	0.00000000	0.00000000	0.00000000	0.00000000	0.00000000	0.00000000
B-1	14,506,000.00	0.00000000	0.00000000	0.00000000	0.00000000	0.00000000	0.00000000	0.00000000	0.00000000	0.00000000
B-2	6,779,000.00	0.00000000	0.00000000	0.00000000	0.00000000	0.00000000	0.00000000	0.00000000	0.00000000	0.00000000
B-3	3,932,000.00	0.00000000	0.00000000	0.00000000	0.00000000	0.00000000	0.00000000	0.00000000	0.00000000	0.00000000
B-4	1,762,000.00	0.00000000	0.00000000	0.00000000	0.00000000	0.00000000	0.00000000	0.00000000	0.00000000	0.00000000
B-5	2,711,000.00	0.00000000	0.00000000	0.00000000	0.00000000	0.00000000	0.00000000	0.00000000	0.00000000	0.00000000
B-6	5,016,219.69	0.00000000	0.00000000	0.00000000	0.00000000	0.00000000	0.00000000	0.00000000	0.00000000	0.00000000
X-1	0.00	13.84374589	0.00872422	0.13749087	0.00000000	0.00000000	0.00000000	13.69753080	0.00000000	0.00000000
X-2	0.00	10.39648455	0.00655218	0.10325421	0.00000000	0.00000000	0.10980639	10.28667949	0.00000000	0.10980639
P	0.00	0.00000000	0.00000000	0.00000000	0.00000000	0.00000000	0.00000000	0.00000000	0.00000000	0.00000000
R-X	0.00	0.00000000	0.00000000	0.00000000	0.00000000	0.00000000	0.00000000	0.00000000	0.00000000	0.00000000
R-1	0.00	0.00000000	0.00000000	0.00000000	0.00000000	0.00000000	0.00000000	0.00000000	0.00000000	0.00000000
R-2	0.00	0.00000000	0.00000000	0.00000000	0.00000000	0.00000000	0.00000000	0.00000000	0.00000000	0.00000000

NOTE: Accretion amount also includes Net Negative Amortization, if applicable.

NOTE: All classes per \$1,000 denomination.

**Bear Stearns Asset Backed Securities  
 Asset-Backed Certificates  
 Series 2006-SD4**

**Interest Distribution Statement**

Class	Accrual Dates	Accrual Days	Current Certificate Rate	Beginning Certificate/Notional Balance	Current Accrued Interest	Payment of Unpaid Interest Shortfall(1)	Current Interest Shortfall(1)	Non-Supported Interest Shortfall	Total Interest Distribution	Remaining Unpaid Interest Shortfall(1)	Ending Certificate/Notional Balance
1A-1	11/01/18 - 11/30/18	30	4.68373 %	10,912,035.35	42,590.85	0.00	0.00	0.00	42,590.85	0.00	10,828,064.56
1A-2	11/01/18 - 11/30/18	30	4.68373 %	3,909,365.02	15,258.67	0.00	0.00	0.00	15,258.67	0.00	3,879,281.49
1A-3	11/01/18 - 11/30/18	30	4.68373 %	3,785,063.53	14,773.51	0.00	0.00	0.00	14,773.51	0.00	3,755,936.54
2A-1	11/01/18 - 11/30/18	30	4.43815 %	6,836,195.45	25,283.40	0.00	0.00	0.00	25,283.40	0.00	6,816,953.32
2A-2	11/01/18 - 11/30/18	30	4.43815 %	298,902.47	1,105.48	0.00	0.00	0.00	1,105.48	0.00	298,061.14
3A-1	11/01/18 - 11/30/18	30	3.03250 %	17,741,595.97	44,834.49	18,291.20	0.00	0.00	63,125.69	23,202.86	17,477,886.60
3A-2	N/A	N/A	3.10250 %	0.00	0.00	0.00	0.00	0.00	0.00	3,720.40	0.00
B-1	N/A	N/A	0.00000 %	0.00	0.00	0.00	0.00	0.00	0.00	0.00	0.00
B-2	N/A	N/A	0.00000 %	0.00	0.00	0.00	0.00	0.00	0.00	81,936.85	0.00
B-3	N/A	N/A	0.00000 %	0.00	0.00	0.00	0.00	0.00	0.00	37,351.88	0.00
B-4	N/A	N/A	0.00000 %	0.00	0.00	0.00	0.00	0.00	0.00	6,074.97	0.00
B-5	N/A	N/A	0.00000 %	0.00	0.00	0.00	0.00	0.00	0.00	10,497.16	0.00
B-6	N/A	N/A	0.00000 %	0.00	0.00	0.00	0.00	0.00	0.00	144,814.84	0.00
X-1	11/01/18 - 11/30/18	30	0.43174 %	17,741,595.97	8,134.90	3,984.93	0.00	0.00	12,119.83	0.00	17,477,886.60
X-2	N/A	N/A	0.00000 %	0.00	226.33	95.18	0.00	0.00	321.51	0.00	0.00
P	N/A	N/A	0.00000 %	0.00	0.00	0.00	0.00	0.00	0.00	0.00	0.00
R-X	N/A	N/A	0.00000 %	0.00	0.00	0.00	0.00	0.00	0.00	0.00	0.00
R-1	N/A	N/A	0.00000 %	0.00	0.00	0.00	0.00	0.00	761.87	0.00	0.00
R-2	N/A	N/A	0.00000 %	0.00	0.00	0.00	0.00	0.00	0.00	0.00	0.00
Totals					152,207.63	22,371.31	0.00	0.00	175,340.81	307,598.96	

(1) Amount also includes Coupon Cap or Basis Risk Shortfalls, if applicable.

**Bear Stearns Asset Backed Securities  
 Asset-Backed Certificates  
 Series 2006-SD4**

**Interest Distribution Factors Statement**

Class	Original Face Amount	Current Certificate Rate	Beginning Certificate/Notional Balance	Current Accrued Interest	Payment of Unpaid Interest Shortfall(1)	Current Interest Shortfall(1)	Non-Supported Interest Shortfall	Total Interest Distribution	Remaining Unpaid Interest Shortfall(1)	Ending Certificate/Notional Balance
1A-1	72,073,000.00	4.68373 %	151,402,541.17	0.59094044	0.00000000	0.00000000	0.00000000	0.59094044	0.00000000	150.23746146
1A-2	25,821,000.00	4.68373 %	151,402,541.34	0.59094032	0.00000000	0.00000000	0.00000000	0.59094032	0.00000000	150.23746137
1A-3	25,000,000.00	4.68373 %	151,402,541.20	0.59094040	0.00000000	0.00000000	0.00000000	0.59094040	0.00000000	150.23746160
2A-1	53,043,000.00	4.43815 %	128,880,256.58	0.47665856	0.00000000	0.00000000	0.00000000	0.47665856	0.00000000	128.51749185
2A-2	9,126,000.00	4.43815 %	32,752,845.72	0.12113522	0.00000000	0.00000000	0.00000000	0.12113522	0.00000000	32.66065527
3A-1	43,832,000.00	3.03250 %	404,763,551.06	1.02287119	0.41730243	0.00000000	0.00000000	1.44017362	0.52935892	398.74718471
3A-2	7,541,000.00	3.10250 %	0.00000000	0.00000000	0.00000000	0.00000000	0.00000000	0.00000000	0.49335632	0.00000000
B-1	14,506,000.00	0.00000 %	0.00000000	0.00000000	0.00000000	0.00000000	0.00000000	0.00000000	0.00000000	0.00000000
B-2	6,779,000.00	0.00000 %	0.00000000	0.00000000	0.00000000	0.00000000	0.00000000	0.00000000	0.00000000	0.00000000
B-3	3,932,000.00	0.00000 %	0.00000000	0.00000000	0.00000000	0.00000000	0.00000000	0.00000000	12.08686384	0.00000000
B-4	1,762,000.00	0.00000 %	0.00000000	0.00000000	0.00000000	0.00000000	0.00000000	0.00000000	9.49946083	0.00000000
B-5	2,711,000.00	0.00000 %	0.00000000	0.00000000	0.00000000	0.00000000	0.00000000	0.00000000	3.44776958	0.00000000
B-6	5,016,219.69	0.00000 %	0.00000000	0.00000000	0.00000000	0.00000000	0.00000000	0.00000000	3.87206197	0.00000000
X-1	0.00	0.43174 %	404,763,551.06	0.18559272	0.09091372	0.00000000	0.00000000	0.27650643	28.86931772	398.74718471
X-2	0.00	0.00000 %	0.00000000	0.03001326	0.01262167	0.00000000	0.00000000	0.04263493	0.00000000	0.00000000
P	0.00	0.00000 %	0.00000000	0.00000000	0.00000000	0.00000000	0.00000000	0.00000000	0.00000000	0.00000000
R-X	0.00	0.00000 %	0.00000000	0.00000000	0.00000000	0.00000000	0.00000000	0.00000000	0.00000000	0.00000000
R-1	0.00	0.00000 %	0.00000000	0.00000000	0.00000000	0.00000000	0.00000000	0.00000000	0.00000000	0.00000000
R-2	0.00	0.00000 %	0.00000000	0.00000000	0.00000000	0.00000000	0.00000000	0.00000000	0.00000000	0.00000000

(1) Amount also includes Coupon Cap or Basis Risk Shortfalls, if applicable.

NOTE: All classes per \$1,000 denomination.

**Bear Stearns Asset Backed Securities  
 Asset-Backed Certificates  
 Series 2006-SD4**

**Certificatoholder Account Statement**

CERTIFICATE ACCOUNT	
Beginning Balance	0.00
Deposits	
Payments of Interest and Principal	576,080.51
Reserve Funds and Credit Enhancements	0.00
Proceeds from Repurchased Loans	0.00
Servicer Advances	43,819.73
Gains & Subsequent Recoveries (Realized Losses)	(76,325.85)
Prepayment Penalties	0.00
<b>Total Deposits</b>	<b>543,574.39</b>
Withdrawals	
Reserve Funds and Credit Enhancements	0.00
Total Administration Fees	10,348.34
Payment of Interest and Principal	533,226.05
<b>Total Withdrawals (Pool Distribution Amount)</b>	<b>543,574.39</b>
Ending Balance	0.00

PREPAYMENT/CURTAILMENT INTEREST SHORTFALL	
Total Prepayment/Curtailment Interest Shortfall	0.00
Servicing Fee Support	0.00
Non-Supported Prepayment/Curtailment Interest Shortfall	0.00
<b>ADMINISTRATION FEES</b>	
Gross Servicing Fee*	9,907.19
Additional Service Fee - Wells Fargo Bank, N.A.	0.00
Master Servicing Fee - Wells Fargo Bank, N.A.	441.15
Supported Prepayment/Curtailment Interest Shortfall	0.00
<b>Total Administration Fees</b>	<b>10,348.34</b>

\*Servicer Payees include: CHASE HOME FINANCE LLC; WELLS FARGO BANK, N.A.

Servicer Advances are calculated as delinquent scheduled principal and interest.

Reserve and Guaranty Funds				
Account Name	Beginning Balance	Current Withdrawals	Current Deposits	Ending Balance
Final Maturity Reserve Account	32,867.66	0.00	1,349.51	34,217.17
Class P Reserve Account	100.00	0.00	0.00	100.00

**Bear Stearns Asset Backed Securities  
 Asset-Backed Certificates  
 Series 2006-SD4**

**Collateral Statement**

Group	Sub Group 1	Sub Group 2	Sub Group 3	Total
Collateral Description	Mixed ARM	Mixed ARM	Mixed ARM	Mixed ARM
Weighted Average Coupon Rate	4.899893	4.729966	4.129086	4.663023
Weighted Average Net Rate	4.620575	4.453155	3.629085	4.326139
Weighted Average Pass-Through Rate	4.605574	4.438153	3.614086	4.311138
Weighted Average Remaining Term	202	270	231	223
Principal and Interest Constant	139,353.97	46,380.14	43,563.92	229,298.03
Beginning Loan Count	130	27	26	183
Loans Paid in Full	1	0	1	2
Ending Loan Count	129	27	25	181
Beginning Scheduled Balance	18,932,912.51	7,071,298.24	9,285,800.71	35,290,011.46
Ending Scheduled Balance	18,788,661.38	7,051,214.77	8,958,648.22	34,798,524.37
Actual Ending Collateral Balance	18,860,799.20	7,111,182.32	9,356,367.46	35,328,348.98
Scheduled Principal	62,046.26	18,507.64	11,612.36	92,166.26
Unscheduled Principal	82,204.87	1,575.83	315,540.13	399,320.83
Negative Amortized Principal	0.00	0.00	0.00	0.00
Scheduled Interest	77,307.71	27,872.50	31,951.56	137,131.77
Servicing Fees	4,406.92	1,631.18	3,869.09	9,907.19
Master Servicing Fees	236.68	88.40	116.07	441.15
Trustee Fee	0.00	0.00	0.00	0.00
FRY Amount	0.00	0.00	0.00	0.00
Special Hazard Fee	0.00	0.00	0.00	0.00
Other Fee	0.00	0.00	0.00	0.00
Pool Insurance Fee	0.00	0.00	0.00	0.00
Spread 1	0.00	0.00	0.00	0.00
Spread 2	0.00	0.00	0.00	0.00
Spread 3	0.00	0.00	0.00	0.00
Net Interest	72,664.11	26,152.92	27,966.40	126,783.43
Realized Loss Amount	0.00	0.00	76,325.85	76,325.85
Cumulative Realized Loss	15,700,929.55	10,497,884.76	19,451,259.93	45,650,074.24
Percentage of Cumulative Losses	11.1406	14.7246	33.0167	16.8362
Prepayment Penalty Waived Amount	0.00	0.00	0.00	0.00
Prepayment Penalty Waived Count	0	0	0	0
Prepayment Penalty Paid Amount	0.00	0.00	0.00	0.00
Prepayment Penalty Paid Count	0	0	0	0
Special Servicing Fee	0.00	0.00	0.00	0.00

NOTE: The Collateral Balances shown are Trust Balances unless otherwise designated.

**Bear Stearns Asset Backed Securities  
 Asset-Backed Certificates  
 Series 2006-SD4**

Contact: Customer Service - CTSLink  
 Wells Fargo Bank, N.A.  
 Securities Administration Services  
 8480 Stagecoach Circle  
 Frederick, MD 21701-4747  
 www.ctslink.com  
 Telephone: 1-866-846-4526

**Additional Reporting - Group Level**

Informational Reporting	
<b>Sub Group 1</b>	0.00000000%
6 Month Rolling Avg Delinquency	
<b>Sub Group 2</b>	0.00000000%
6 Month Rolling Avg Delinquency	
<b>Sub Group 3</b>	0.00000000%
6 Month Rolling Avg Delinquency	
Structural Reporting	
<b>Sub Group 1</b>	98.275761%
Senior Percentage	
Senior Prepayment Percentage	100.00000000%
Subordinate Percentage	1.724239%
Subordinate Prepayment Percentage	0.00000000%
<b>Sub Group 2</b>	100.00000000%
Senior Percentage	
Senior Prepayment Percentage	100.00000000%
Subordinate Percentage	0.00000000%
Subordinate Prepayment Percentage	0.00000000%
<b>Sub Group 3</b>	100.00000000%
Senior Percentage	
Senior Prepayment Percentage	100.00000000%
Subordinate Percentage	0.00000000%
Subordinate Prepayment Percentage	0.00000000%
Trigger Event Reporting	
<b>Sub Group 1</b>	Fail
Cummulative Loss Test	
Trigger Result	30.00000000%
Threshold Value	84.632088%
Calculated Value	
Delinquency Test	
Trigger Result	Pass
Threshold Value	50.00000000%
Calculated Value	0.00000000%
Two Times Test	
Trigger Result	Fail
<b>Sub Group 2</b>	



**Bear Stearns Asset Backed Securities  
 Asset-Backed Certificates  
 Series 2006-SD4**

Contact: Customer Service - CTSLink  
 Wells Fargo Bank, N.A.  
 Securities Administration Services  
 8480 Stagecoach Circle  
 Frederick, MD 21701-4747  
 www.ctslink.com  
 Telephone: 1-866-846-4526

**Additional Reporting - Group Level**

Trigger Event Reporting	
<b>Sub Group 2</b>	
Cummulative Loss Test	
Trigger Result	Fail
Threshold Value	30.0000000%
Calculated Value	114.388546%
Delinquency Test	
Trigger Result	Pass
Threshold Value	50.0000000%
Calculated Value	0.0000000%
Two Times Test	
Trigger Result	Fail
<b>Sub Group 3</b>	
Cummulative Loss Test	
Trigger Result	Fail
Threshold Value	30.0000000%
Calculated Value	256.939596%
Delinquency Test	
Trigger Result	Pass
Threshold Value	50.0000000%
Calculated Value	0.0000000%
Two Times Test	
Trigger Result	Fail

**Bear Stearns Asset Backed Securities  
 Asset-Backed Certificates  
 Series 2006-SD4**

**Delinquency Status - OTS Delinquency Calculation Method**

	DELINQUENT		BANKRUPTCY		FORECLOSURE		REO		TOTAL	
	No. of Loans	Scheduled Balance	No. of Loans	Scheduled Balance	No. of Loans	Scheduled Balance	No. of Loans	Scheduled Balance	No. of Loans	Scheduled Balance
30 Days	4	1,706,338.20	0	0.00	0	0.00	0	0.00	1	75,194.25
60 Days	3	578,780.44	0	0.00	0	0.00	0	0.00	4	1,706,338.20
90 Days	0	0.00	0	0.00	0	0.00	0	0.00	3	578,780.44
120 Days	1	327,042.19	0	0.00	0	0.00	0	0.00	0	0.00
150 Days	0	0.00	0	0.00	2	461,431.55	0	0.00	1	327,042.19
180+ Days	3	1,254,710.05	2	611,168.50	7	2,432,112.41	1	140,943.36	2	461,431.55
	<b>11</b>	<b>3,866,870.88</b>	<b>3</b>	<b>686,362.75</b>	<b>9</b>	<b>2,893,543.96</b>	<b>1</b>	<b>140,943.36</b>	<b>24</b>	<b>7,587,720.95</b>
30 Days	2.209945 %	4.903479 %	0.552486 %	0.216085 %	0.000000 %	0.000000 %	0.000000 %	0.000000 %	0.552486 %	0.216085 %
60 Days	1.657459 %	1.663233 %	0.000000 %	0.000000 %	0.000000 %	0.000000 %	0.000000 %	0.000000 %	2.209945 %	4.903479 %
90 Days	0.000000 %	0.000000 %	0.000000 %	0.000000 %	0.000000 %	0.000000 %	0.000000 %	0.000000 %	1.657459 %	1.663233 %
120 Days	0.552486 %	0.939816 %	0.000000 %	0.000000 %	0.000000 %	0.000000 %	0.000000 %	0.000000 %	0.000000 %	0.000000 %
150 Days	0.000000 %	0.000000 %	0.000000 %	0.000000 %	1.104972 %	1.326009 %	0.000000 %	0.000000 %	1.104972 %	1.326009 %
180+ Days	1.657459 %	3.605642 %	1.104972 %	1.756306 %	3.867403 %	6.989125 %	0.552486 %	0.405027 %	7.182320 %	12.756099 %
	<b>6.077348 %</b>	<b>11.112169 %</b>	<b>1.657459 %</b>	<b>1.972390 %</b>	<b>4.972376 %</b>	<b>8.315134 %</b>	<b>0.552486 %</b>	<b>0.405027 %</b>	<b>13.259669 %</b>	<b>21.804720 %</b>

Please refer to CTSLink.com for a list of delinquency code descriptions.

Current Period Class A Insufficient Funds 0.00 Principal Balance of Contaminated Properties 0.00 Periodic Advance 43,819.73

**Bear Stearns Asset Backed Securities  
 Asset-Backed Certificates  
 Series 2006-SD4**

**Delinquency Status By Group**

DELINQUENT		BANKRUPTCY		FORECLOSURE		REO		TOTAL	
Sub Group 1 - OTS	No of Loans	Scheduled Bal	No of Loans	Scheduled Balance	No of Loans	Scheduled Balance	No of Loans	Scheduled Balance	No of Loans
30 Days	2	212,152.88	0	0.00	0	0.00	0	0.00	1
60 Days	3	578,780.44	0	0.00	0	0.00	0	0.00	2
90 Days	0	0.00	0	0.00	0	0.00	0	0.00	3
120 Days	0	0.00	0	0.00	0	0.00	0	0.00	0
150 Days	0	0.00	0	0.00	0	0.00	0	0.00	0
180+ Days	1	226,537.76	1	83,795.64	1	83,795.64	1	83,795.64	1
	6	1,017,471.08	3	373,827.17	4	457,622.81	1	140,943.36	6
			2	153,652.40	4	457,622.81	1	140,943.36	13
30 Days	1.550388 %	1.129154 %	0.775194 %	0.400211 %	0.000000 %	0.000000 %	0.000000 %	0.000000 %	0.775194 %
60 Days	2.325581 %	3.080477 %	0.000000 %	0.000000 %	0.000000 %	0.000000 %	0.000000 %	0.000000 %	1.550388 %
90 Days	0.000000 %	0.000000 %	0.000000 %	0.000000 %	0.000000 %	0.000000 %	0.000000 %	0.000000 %	2.325581 %
120 Days	0.000000 %	0.000000 %	0.000000 %	0.000000 %	0.000000 %	0.000000 %	0.000000 %	0.000000 %	0.000000 %
150 Days	0.000000 %	0.000000 %	0.000000 %	0.000000 %	0.000000 %	0.000000 %	0.000000 %	0.000000 %	0.000000 %
180+ Days	0.775194 %	1.205715 %	0.775194 %	0.417582 %	1.989642 %	1.989642 %	0.775194 %	0.750151 %	4.651163 %
	4.651163 %	5.415346 %	1.550388 %	0.817793 %	3.100775 %	2.435633 %	0.775194 %	0.750151 %	10.077519 %

DELINQUENT		BANKRUPTCY		FORECLOSURE		REO		TOTAL	
Sub Group 2 - OTS	No of Loans	Scheduled Bal	No of Loans	Scheduled Balance	No of Loans	Scheduled Balance	No of Loans	Scheduled Balance	No of Loans
30 Days	0	0.00	0	0.00	0	0.00	0	0.00	0
60 Days	0	0.00	0	0.00	0	0.00	0	0.00	0
90 Days	0	0.00	0	0.00	0	0.00	0	0.00	0
120 Days	0	0.00	0	0.00	0	0.00	0	0.00	0
150 Days	0	0.00	0	0.00	1	377,635.91	0	0.00	1
180+ Days	0	0.00	0	0.00	1	494,518.49	0	0.00	1
	0	0.00	0	0.00	2	872,154.40	0	0.00	2
30 Days	0.000000 %	0.000000 %	0.000000 %	0.000000 %	0.000000 %	0.000000 %	0.000000 %	0.000000 %	0.000000 %
60 Days	0.000000 %	0.000000 %	0.000000 %	0.000000 %	0.000000 %	0.000000 %	0.000000 %	0.000000 %	0.000000 %
90 Days	0.000000 %	0.000000 %	0.000000 %	0.000000 %	0.000000 %	0.000000 %	0.000000 %	0.000000 %	0.000000 %
120 Days	0.000000 %	0.000000 %	0.000000 %	0.000000 %	0.000000 %	0.000000 %	0.000000 %	0.000000 %	0.000000 %
150 Days	0.000000 %	0.000000 %	0.000000 %	0.000000 %	3.703704 %	5.355615 %	0.000000 %	0.000000 %	3.703704 %
180+ Days	0.000000 %	0.000000 %	0.000000 %	0.000000 %	3.703704 %	7.013238 %	0.000000 %	0.000000 %	7.407407 %
	0.000000 %	0.000000 %	0.000000 %	0.000000 %	7.407407 %	12.368853 %	0.000000 %	0.000000 %	12.368853 %

**Bear Stearns Asset Backed Securities  
 Asset-Backed Certificates  
 Series 2006-SD4**

**Delinquency Status By Group**

<b>DELINQUENT</b>		<b>BANKRUPTCY</b>		<b>FORECLOSURE</b>		<b>REO</b>		<b>TOTAL</b>	
<b>Sub Group 3 - OTS</b>	<b>No of Loans</b>	<b>Scheduled Bal</b>	<b>No of Loans</b>	<b>Scheduled Balance</b>	<b>No of Loans</b>	<b>Scheduled Balance</b>	<b>No of Loans</b>	<b>Scheduled Balance</b>	<b>No of Loans</b>
30 Days	2	1,494,185.32	0	0.00	0	0.00	0	0.00	0
60 Days	0	0.00	0	0.00	0	0.00	0	0.00	2
90 Days	0	0.00	0	0.00	0	0.00	0	0.00	0
120 Days	1	327,042.19	0	0.00	0	0.00	0	0.00	0
150 Days	0	0.00	0	0.00	0	0.00	0	0.00	1
180+ Days	2	1,028,172.29	1	532,710.35	3	1,563,766.75	0	0.00	6
	5	2,849,399.80	1	532,710.35	3	1,563,766.75	0	0.00	9
30 Days	8.000000 %	16.678692 %	0.000000 %	0.000000 %	0.000000 %	0.000000 %	0.000000 %	0.000000 %	0.000000 %
60 Days	0.000000 %	0.000000 %	0.000000 %	0.000000 %	0.000000 %	0.000000 %	0.000000 %	0.000000 %	8.000000 %
90 Days	0.000000 %	0.000000 %	0.000000 %	0.000000 %	0.000000 %	0.000000 %	0.000000 %	0.000000 %	0.000000 %
120 Days	4.000000 %	3.650575 %	0.000000 %	0.000000 %	0.000000 %	0.000000 %	0.000000 %	0.000000 %	0.000000 %
150 Days	0.000000 %	0.000000 %	0.000000 %	0.000000 %	0.000000 %	0.000000 %	0.000000 %	0.000000 %	0.000000 %
180+ Days	8.000000 %	11.476869 %	4.000000 %	5.946325 %	12.000000 %	17.455387 %	0.000000 %	0.000000 %	24.000000 %
	20.000000 %	31.806136 %	4.000000 %	5.946325 %	12.000000 %	17.455387 %	0.000000 %	0.000000 %	36.000000 %

Please refer to CTSLink.com for a list of delinquency code descr

**Bear Stearns Asset Backed Securities  
 Asset-Backed Certificates  
 Series 2006-SD4**

**180+ Delinquency Summary**

Days Delinquent	Summary			Sub Group 1			Sub Group 2		
	Number Of Loans	Outstanding Scheduled Balance(\$)	Percentage Of Balance(%)	Number Of Loans	Outstanding Scheduled Balance(\$)	Percentage Of Balance(%)	Number Of Loans	Outstanding Scheduled Balance(\$)	Percentage Of Balance(%)
180 - 209	1	226,537.76	0.651	1	226,537.76	1.206	0	0.00	0.000
270 - 299	2	607,261.32	1.745	1	74,550.97	0.397	0	0.00	0.000
330 - 359	1	122,092.50	0.351	1	122,092.50	0.650	0	0.00	0.000
690 - 719	1	494,518.49	1.421	0	0.00	0.000	1	494,518.49	7.013
840 - 869	1	140,943.36	0.405	1	140,943.36	0.750	0	0.00	0.000
1110 - 1139	1	78,458.15	0.225	1	78,458.15	0.418	0	0.00	0.000
1470 - 1499	1	177,183.70	0.509	1	177,183.70	0.943	0	0.00	0.000
1920 - 1949	1	513,742.45	1.476	0	0.00	0.000	0	0.00	0.000
2100 - 2129	1	649,048.38	1.865	0	0.00	0.000	0	0.00	0.000
3360 - 3389	1	563,903.67	1.620	0	0.00	0.000	0	0.00	0.000
3480 - 3509	1	379,123.91	1.089	0	0.00	0.000	0	0.00	0.000
3780 - 3809	1	486,120.63	1.397	0	0.00	0.000	0	0.00	0.000
Total	13	4,438,934.32	12.754	6	819,766.44	4.364	1	494,518.49	7.013

Days Delinquent	Sub Group 3		
	Number Of Loans	Outstanding Scheduled Balance(\$)	Percentage Of Balance(%)
180 - 209	0	0.00	0.000
270 - 299	1	532,710.35	5.946
330 - 359	0	0.00	0.000
690 - 719	0	0.00	0.000
840 - 869	0	0.00	0.000
1110 - 1139	0	0.00	0.000
1470 - 1499	0	0.00	0.000
1920 - 1949	1	513,742.45	5.735
2100 - 2129	1	649,048.38	7.245
3360 - 3389	1	563,903.67	6.295
3480 - 3509	1	379,123.91	4.232
3780 - 3809	1	486,120.63	5.426
Total	6	3,124,649.39	34.879

This report includes all loans greater than 180 days delinquent regardless of status (REO, Foreclosure, Bankruptcy)

**Bear Stearns Asset Backed Securities  
 Asset-Backed Certificates  
 Series 2006-SD4**

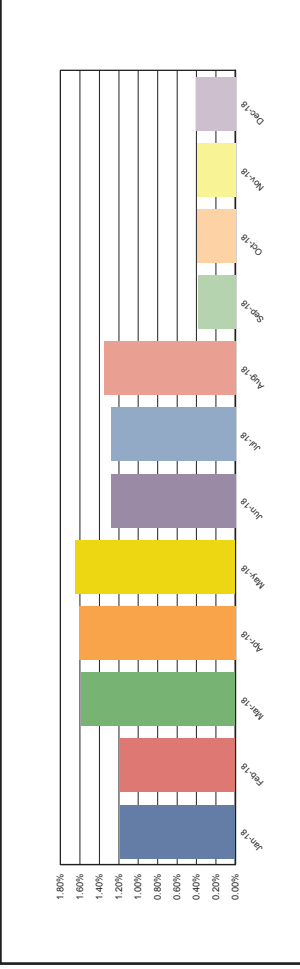
Contact: Customer Service - CTSLink  
 Wells Fargo Bank, N.A.  
 Securities Administration Services  
 8480 Stagecoach Circle  
 Frederick, MD 21701-4747  
 www.ctslink.com  
 Telephone: 1-866-846-4526

**REO Detail - All Mortgage Loans in REO during Current Period**

**Summary**

New REO Loans	0
Loans in REO	0.00
Original Principal Balance	0.00
Current Scheduled Balance	
Current REO Total	1
Loans in REO	151,538.00
Original Principal Balance	140,943.36
Current Scheduled Balance	

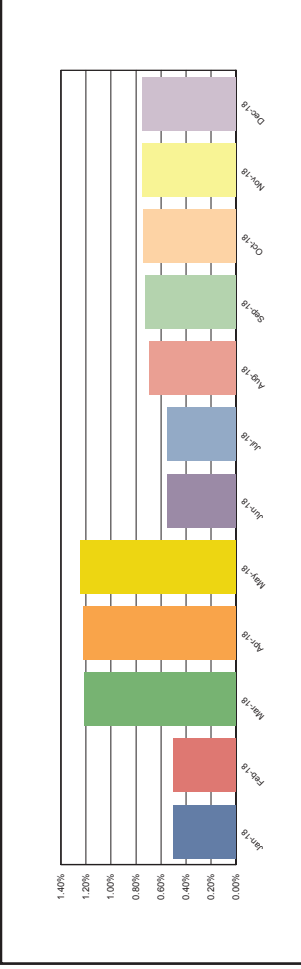
**12 Month REO History**



**Sub Group 1**

New REO Loans	0
Loans in REO	0.00
Original Principal Balance	0.00
Current Scheduled Balance	
Current REO Total	1
Loans in REO	151,538.00
Original Principal Balance	140,943.36
Current Scheduled Balance	

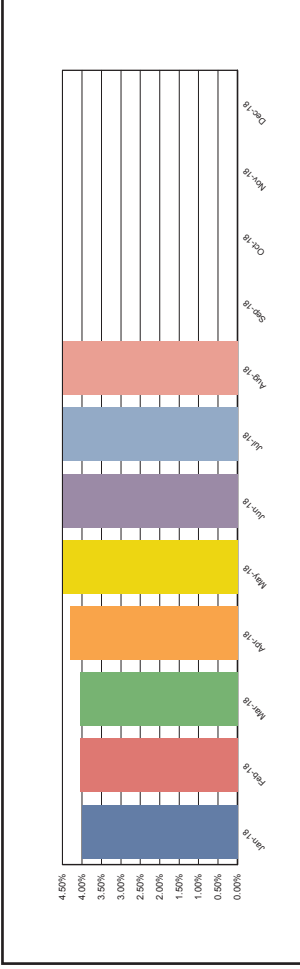
**12 Month REO History**



**Sub Group 2**

New REO Loans	0
Loans in REO	0.00
Original Principal Balance	0.00
Current Scheduled Balance	
Current REO Total	0
Loans in REO	0.00
Original Principal Balance	0.00
Current Scheduled Balance	

**12 Month REO History**



**Sub Group 3 - No REO Information to report this period.**

**Bear Stearns Asset Backed Securities  
 Asset-Backed Certificates  
 Series 2006-SD4**

Contact: Customer Service - CTSLink  
 Wells Fargo Bank, N.A.  
 Securities Administration Services  
 8480 Stagecoach Circle  
 Frederick, MD 21701-4747  
 www.ctslink.com  
 Telephone: 1-866-846-4526

**REO Loan Detail - All Mortgage Loans in REO during Current Period**

Group	Loan Number	Month Loan Entered REO	First Payment Date	State	LTV at Origination	Original Principal Balance	Current Scheduled Balance	Paid To Date	Months Delinquent	Current Loan Rate	Approximate Delinquent Interest
Sub Group 1	0003490505	Aug-2018	01-Sep-2003	OH	90.00	151,538.00	140,943.36	01-Jun-2016	28	3.000 %	6,583.87

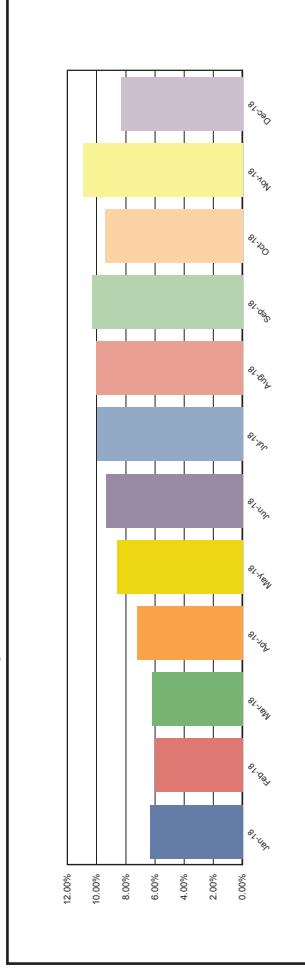
**Bear Stearns Asset Backed Securities  
 Asset-Backed Certificates  
 Series 2006-SD4**

**Foreclosure Detail - All Mortgage Loans in Foreclosure during Current Period**

**Summary**

<b>New Foreclosure Loans</b>	
Loans in Foreclosure	0
Original Principal Balance	0.00
Current Scheduled Balance	0.00
<b>Current Foreclosure Total</b>	
Loans in Foreclosure	9
Original Principal Balance	3,227,370.18
Current Scheduled Balance	2,893,543.96

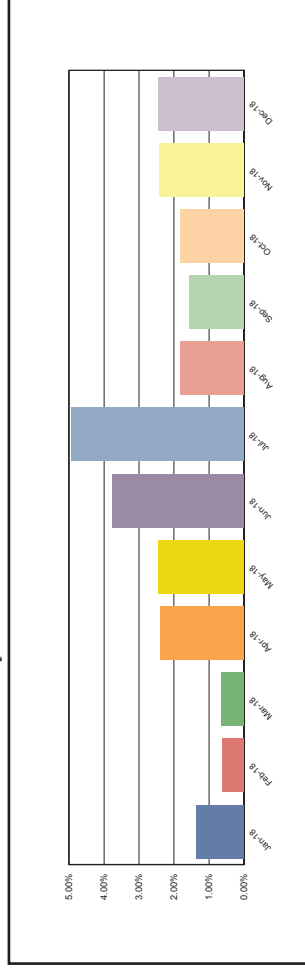
**12 Month Foreclosure History**



**Sub Group 1**

<b>New Foreclosure Loans</b>	
Loans in Foreclosure	0
Original Principal Balance	0.00
Current Scheduled Balance	0.00
<b>Current Foreclosure Total</b>	
Loans in Foreclosure	4
Original Principal Balance	523,870.18
Current Scheduled Balance	457,622.81

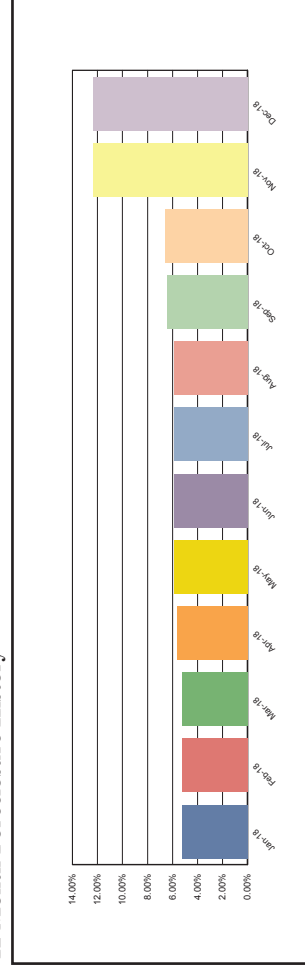
**12 Month Foreclosure History**



**Sub Group 2**

<b>New Foreclosure Loans</b>	
Loans in Foreclosure	0
Original Principal Balance	0.00
Current Scheduled Balance	0.00
<b>Current Foreclosure Total</b>	
Loans in Foreclosure	2
Original Principal Balance	960,000.00
Current Scheduled Balance	872,154.40

**12 Month Foreclosure History**





**Bear Stearns Asset Backed Securities  
 Asset-Backed Certificates  
 Series 2006-SD4**

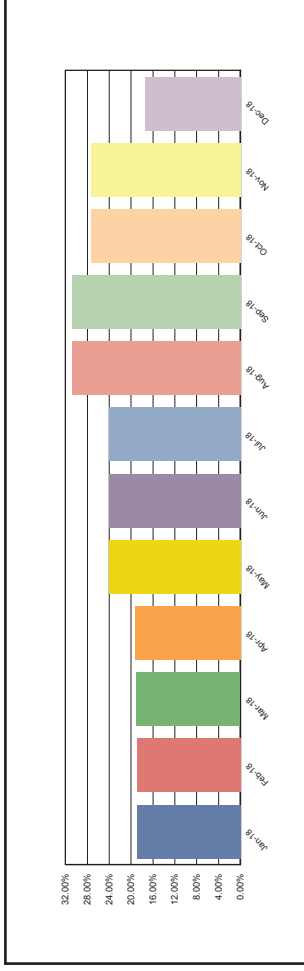
Contact: Customer Service - CTSLink  
 Wells Fargo Bank, N.A.  
 Securities Administration Services  
 8480 Stagecoach Circle  
 Frederick, MD 21701-4747  
 www.ctslink.com  
 Telephone: 1-866-846-4526

**Foreclosure Detail - All Mortgage Loans in Foreclosure during Current Period**

**Sub Group 3**

<b>New Foreclosure Loans</b>	
Loans in Foreclosure	0
Original Principal Balance	0.00
Current Scheduled Balance	0.00
<b>Current Foreclosure Total</b>	
Loans in Foreclosure	3
Original Principal Balance	1,743,500.00
Current Scheduled Balance	1,563,766.75

**12 Month Foreclosure History**



**Foreclosure Loan Detail - All Mortgage Loans in Foreclosure during Current Period**

Group	Loan Number	Month Loan Entered FC	First Payment Date	State	LTV at Origination	Original Principal Balance	Current Scheduled Balance	Paid To Date	Months Delinquent	Current Loan Rate	Approximate Delinquent Interest
Sub Group 1	0003147816	Nov-2018	01-Oct-2006	AZ	73.50	60,273.18	74,550.97	01-Jan-2018	9	6.875 %	4,360.87
Sub Group 1	0003398500	Sep-2018	01-May-2002	NC	86.82	133,472.00	122,092.50	01-Nov-2017	11	2.000 %	2,004.77
Sub Group 1	0003491040	Sep-2018	01-Nov-2004	CT	85.00	178,925.00	177,183.70	01-Sep-2014	49	4.000 %	26,857.19
Sub Group 1	0003545779	Nov-2018	01-Nov-2004	GA	90.00	151,200.00	83,795.64	01-May-2018	5	3.375 %	1,414.39
Sub Group 2	0059521914	May-2017	01-Nov-2005	NJ	80.00	560,000.00	494,518.49	01-Nov-2016	23	5.250 %	37,730.14
Sub Group 2	0146971908	Nov-2018	01-Nov-2005	NY	48.19	400,000.00	377,635.91	01-May-2018	5	5.875 %	12,422.32
Sub Group 3	0089457907	Nov-2015	01-Sep-2006	NY	80.00	580,000.00	486,120.63	01-May-2008	126	5.750 %	218,339.89
Sub Group 3	0089848832	May-2016	01-Sep-2006	NY	74.97	543,500.00	513,742.45	01-Jun-2013	64	4.750 %	82,607.78
Sub Group 3	0089956858	Dec-2010	01-Sep-2006	NY	80.00	620,000.00	563,903.67	01-Jul-2009	112	5.750 %	200,305.98

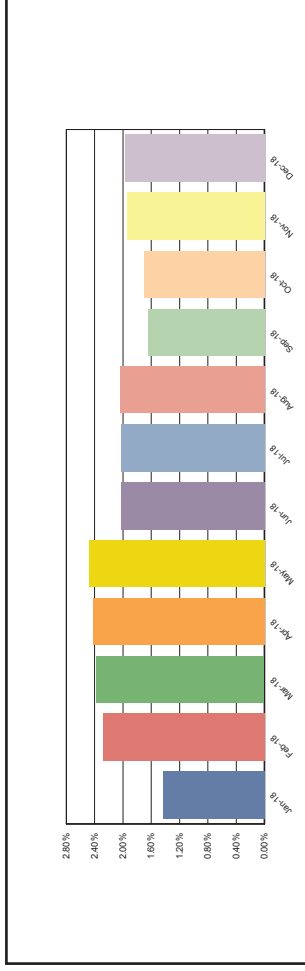
**Bear Stearns Asset Backed Securities  
 Asset-Backed Certificates  
 Series 2006-SD4**

**Bankruptcy Detail - All Mortgage Loans in Bankruptcy during Current Period**

**Summary**

<b>New Bankruptcy Loans</b>	
Loans in Bankruptcy	0
Original Principal Balance	0.00
Current Scheduled Balance	0.00
<b>Current Bankruptcy Total</b>	
Loans in Bankruptcy	3
Original Principal Balance	808,320.00
Current Scheduled Balance	686,362.75

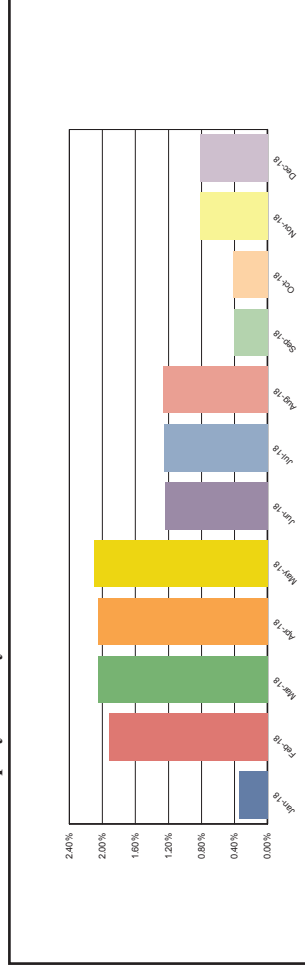
**12 Month Bankruptcy History**



**Sub Group 1**

<b>New Bankruptcy Loans</b>	
Loans in Bankruptcy	0
Original Principal Balance	0.00
Current Scheduled Balance	0.00
<b>Current Bankruptcy Total</b>	
Loans in Bankruptcy	2
Original Principal Balance	208,320.00
Current Scheduled Balance	153,652.40

**12 Month Bankruptcy History**

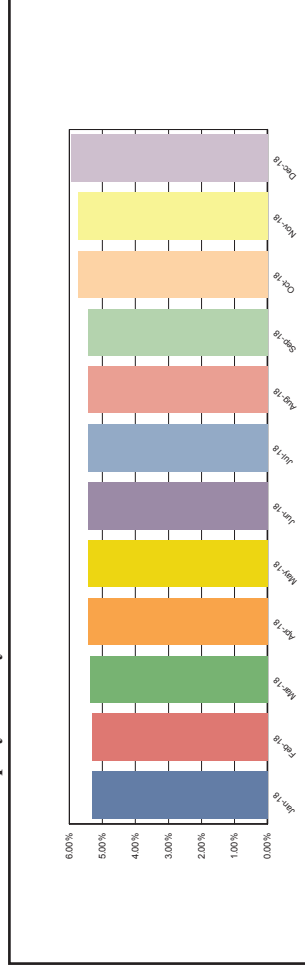


**Sub Group 2 - No Bankruptcy Information to report this period.**

**Sub Group 3**

<b>New Bankruptcy Loans</b>	
Loans in Bankruptcy	0
Original Principal Balance	0.00
Current Scheduled Balance	0.00
<b>Current Bankruptcy Total</b>	
Loans in Bankruptcy	1
Original Principal Balance	600,000.00
Current Scheduled Balance	532,710.35

**12 Month Bankruptcy History**



**Bear Stearns Asset Backed Securities  
 Asset-Backed Certificates  
 Series 2006-SD4**

Contact: Customer Service - CTSLink  
 Wells Fargo Bank, N.A.  
 Securities Administration Services  
 8480 Stagecoach Circle  
 Frederick, MD 21701-4747  
 www.ctslink.com  
 Telephone: 1-866-846-4526

**Bankruptcy Detail - All Mortgage Loans in Bankruptcy during Current Period**

Group	Loan Number	Month Loan Entered Bankruptcy	First Payment Date	State	LTV at Origination	Original Principal Balance	Current Scheduled Balance	Paid To Date	Months Delinquent	Current Loan Rate	Approximate Delinquent Interest
Sub Group 1	0144685914	Aug-2017	01-Jul-2005	MO	80.00	85,600.00	78,458.15	01-Sep-2015	37	5.125 %	12,978.43
Sub Group 1	0148597909	Nov-2018	01-Dec-2005	GA	80.00	122,720.00	75,194.25	01-Nov-2018	0	6.625 %	803.65
Sub Group 3	0003544640	Dec-2016	01-Oct-2005	CA	80.00	600,000.00	532,710.35	01-Jan-2018	9	4.000 %	17,145.07

**Bear Stearns Asset Backed Securities  
 Asset-Backed Certificates  
 Series 2006-SD4**

**Realized Loss Detail Report - Loans with Losses during Current Period**

Group	Inactive				Active				Totals			
	# Loans with Losses	Liquidated Actual Balance	Realized Loss/(Gain) Amount	Current Loss Percentage	# Loans with Losses	Ending Actual Balance	Realized Loss/(Gain) Amount	Current Loss Percentage	# Loans with Losses	Liquidated or Ending Actual Balance	Realized Loss/(Gain) Amount	Current Loss Percentage
Sub Group 1	0	0.00	0.00	0.000 %	0	0.00	0.00	0.000 %	0	0.00	0.00	0.000 %
Sub Group 2	0	0.00	0.00	0.000 %	0	0.00	0.00	0.000 %	0	0.00	0.00	0.000 %
Sub Group 3	2	790,390.70	76,325.85	0.852 %	0	0.00	0.00	0.000 %	2	790,390.70	76,325.85	0.852 %
Total	2	790,390.70	76,325.85	0.219 %	0	0.00	0.00	0.000 %	2	790,390.70	76,325.85	0.219 %

**Realized Loss Loan Detail Report - Loans with Losses during Current Period**

Group	Loan Number	Original Principal Balance	Current Note Rate	State	LTV at Origination	Original Term	Liquidated or Ending Actual Balance	Liquidation Effective Date	Realized Loss/(Gain)	Cumulative Realized Loss/(Gain)
Sub Group 3	0003500519	385,600.00	2.000 %	VA	79.83	357	315,409.32	12/07/2018	72,949.68	135,349.68
Sub Group 3	0014802029	508,000.00	3.250 %	AZ	78.15	355	474,981.38	10/05/2018	3,376.17	269,936.39

Realized Loss/(Gain) value may include Interest Loss, Principal Loss, and Expense amounts.

\* This data is currently not provided for reporting.

\*\* The current loss for this loan is associated with a modification; for further detail please see the Modification section.

**Bear Stearns Asset Backed Securities  
 Asset-Backed Certificates  
 Series 2006-SD4**

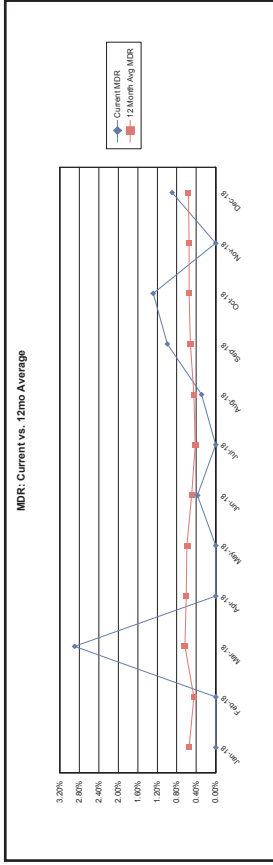
Contact: Customer Service - CTSLink  
 Wells Fargo Bank, N.A.  
 Securities Administration Services  
 8480 Stagecoach Circle  
 Frederick, MD 21701-4747  
 www.ctslink.com  
 Telephone: 1-866-846-4526

**Realized Loss Report - Collateral**

**Summary**

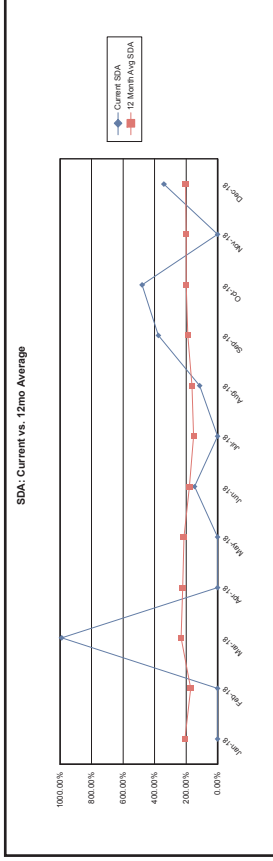
**MDR**

Current Month 0.895 %  
 3 Month Average 0.727 %  
 12 Month Average 0.561 %



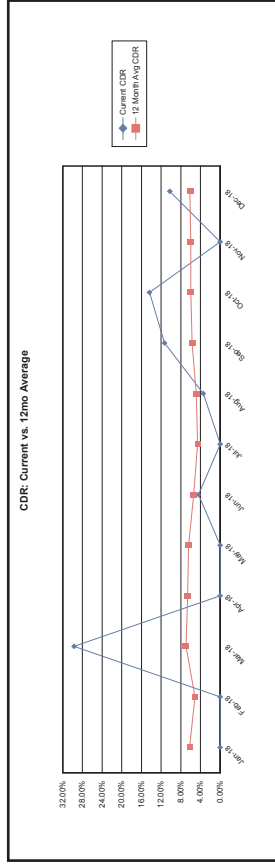
**SDA**

Current Month 340,949 %  
 3 Month Average 273,314 %  
 12 Month Average 203,951 %




**CDR**

Current Month 10.228 %  
 3 Month Average 8.199 %  
 12 Month Average 6.119 %



**Loss Severity**

Current Month (Cumulative) 48.808 %  
 3 Month Average (Cumulative) 48.753 %  
 12 Month Average (Cumulative) 48.993 %



**Bear Stearns Asset Backed Securities  
 Asset-Backed Certificates  
 Series 2006-SD4**

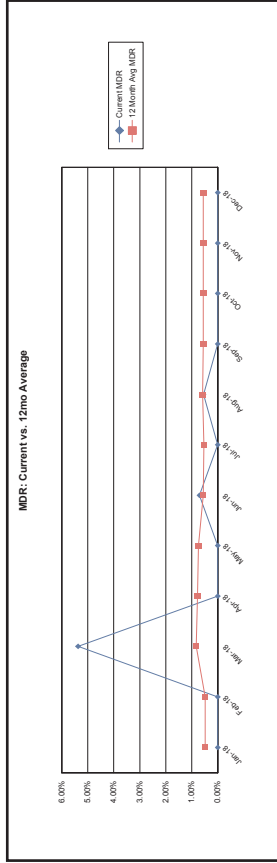
Contact: Customer Service - CTSLink  
 Wells Fargo Bank, N.A.  
 Securities Administration Services  
 8480 Stagecoach Circle  
 Frederick, MD 21701-4747  
 www.ctslink.com  
 Telephone: 1-866-846-4526

**Realized Loss Report - Collateral**

**Sub Group 1**

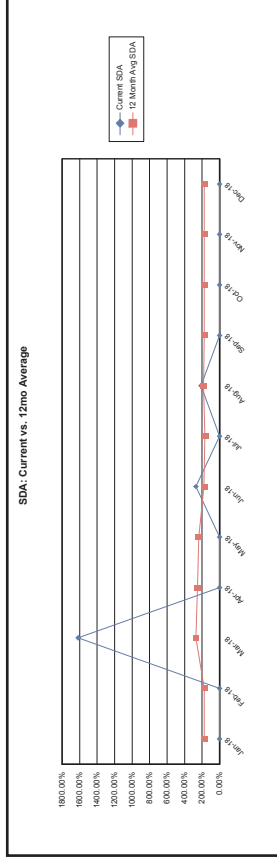
**MDR**

Current Month 0.000 %  
 3 Month Average 0.000 %  
 12 Month Average 0.552 %



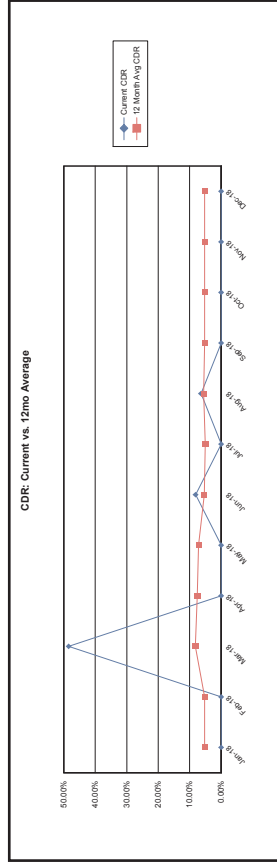
**SDA**

Current Month 0.000 %  
 3 Month Average 0.000 %  
 12 Month Average 175.004 %



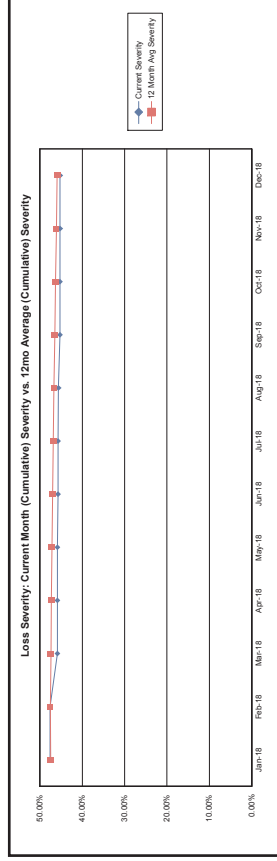
**CDR**

Current Month 0.000 %  
 3 Month Average 0.000 %  
 12 Month Average 5.250 %



**Loss Severity**

Current Month (Cumulative) 45.230 %  
 3 Month Average (Cumulative) 45.232 %  
 12 Month Average (Cumulative) 45.893 %



**Bear Stearns Asset Backed Securities  
 Asset-Backed Certificates  
 Series 2006-SD4**

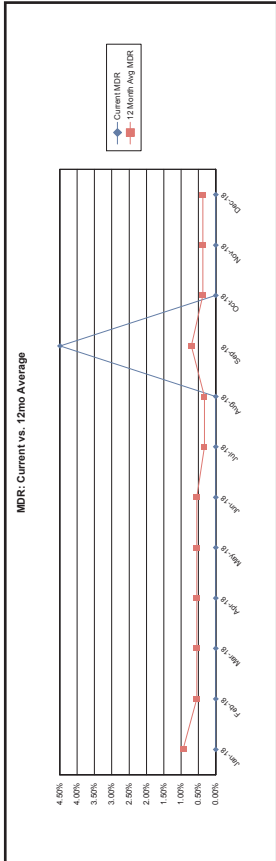
Contact: Customer Service - CTSLink  
 Wells Fargo Bank, N.A.  
 Securities Administration Services  
 8480 Stagecoach Circle  
 Frederick, MD 21701-4747  
 www.ctslink.com  
 Telephone: 1-866-846-4526

**Realized Loss Report - Collateral**

**Sub Group 2**

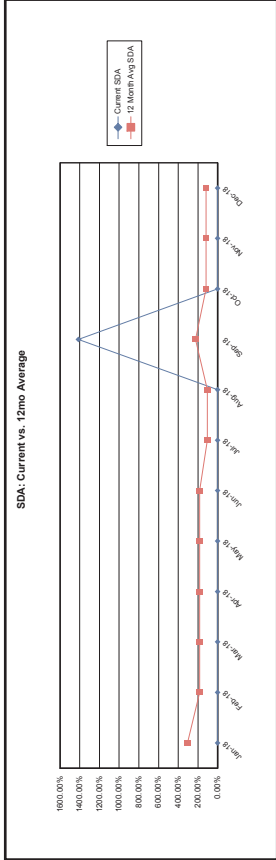
**MDR**

Current Month 0.000 %  
 3 Month Average 0.000 %  
 12 Month Average 0.374 %



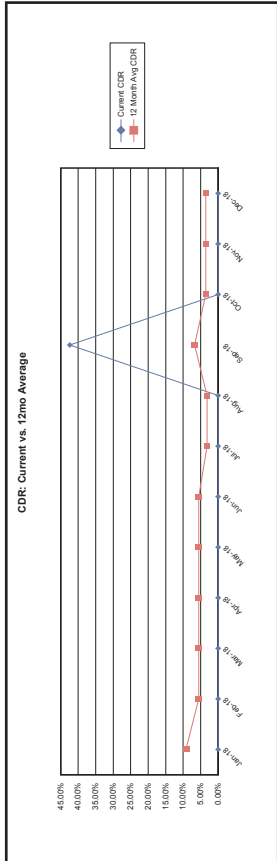
**SDA**

Current Month 0.000 %  
 3 Month Average 0.000 %  
 12 Month Average 117.764 %



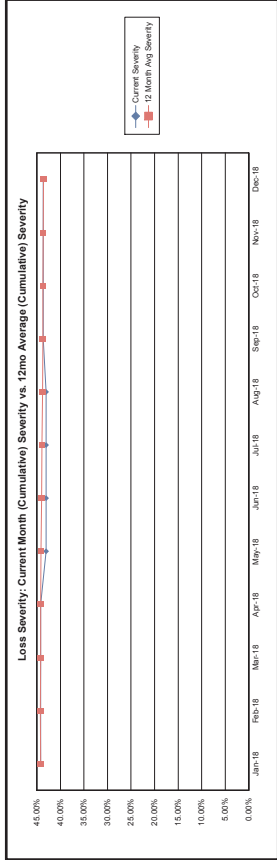
**CDR**

Current Month 0.000 %  
 3 Month Average 0.000 %  
 12 Month Average 3.533 %



**Loss Severity**

Current Month (Cumulative) 43.635 %  
 3 Month Average (Cumulative) 43.634 %  
 12 Month Average (Cumulative) 43.608 %



**Bear Stearns Asset Backed Securities  
 Asset-Backed Certificates  
 Series 2006-SD4**

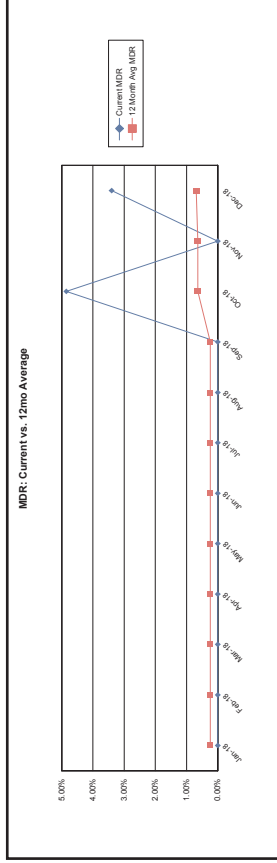
Contact: Customer Service - CTSLink  
 Wells Fargo Bank, N.A.  
 Securities Administration Services  
 8480 Stagecoach Circle  
 Frederick, MD 21701-4747  
 www.ctslink.com  
 Telephone: 1-866-846-4526

**Realized Loss Report - Collateral**

**Sub Group 3**

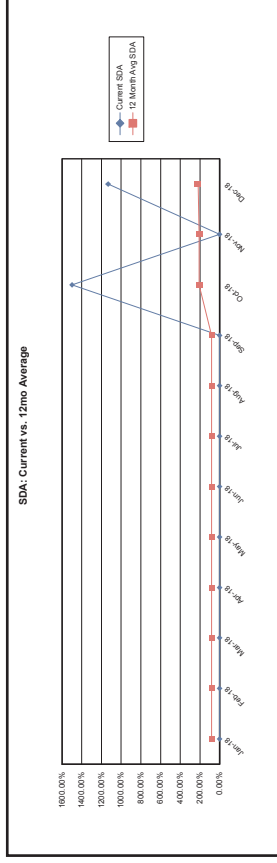
**MDR**

Current Month 3.402 %  
 3 Month Average 2.753 %  
 12 Month Average 0.688 %



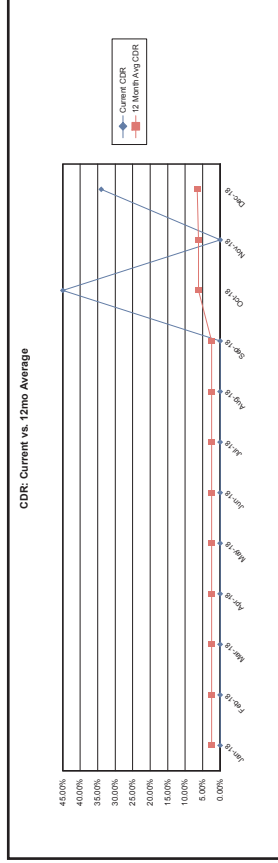
**SDA**

Current Month 1,132.953 %  
 3 Month Average 877.423 %  
 12 Month Average 219.356 %




**CDR**

Current Month 33.989 %  
 3 Month Average 26.323 %  
 12 Month Average 6.581 %



**Loss Severity**

Current Month (Cumulative) 55.963 %  
 3 Month Average (Cumulative) 55.811 %  
 12 Month Average (Cumulative) 55.699 %



**Calculation Methodology:**

Monthly Default Rate (MDR):  $\text{Sum}(\text{Beg Scheduled Balance of Liquidated Loans}) / \text{Sum}(\text{Beg Scheduled Balance})$ .

Conditional Default Rate (CDR):  $1 - (1 - \text{MDR})^{12}$

SDA Standard Default Assumption: If WAS  $\leq 30$  then CDR / (WAS \* 0.02) else if  $30 < \text{WAS} \leq 60$  then CDR / 0.6 else if  $60 < \text{WAS} \leq 120$  then CDR / 0.6 - ((WAS - 60) \* 0.0095) else if WAS  $> 120$  then CDR / 0.03

Cumulative Loss Severity:  $\text{Sum}(\text{All Active \& Inactive Realized Losses}) / \text{Sum}(\text{Active Loans or loans without a loss passed on or after liquidation: the Actual Ending Principal Balance as of the most recent cycle in which a Realized Loss was passed; loans with a loss passed on or after the month of liquidation: the Actual Beginning Principal Balance from the cycle in which the loan was liquidated})$ .

3 Month Average and 12 Month Average will not have values until the 3rd and 12th month respectively.



**Bear Stearns Asset Backed Securities  
 Asset-Backed Certificates  
 Series 2006-SD4**

**Prepayment Detail - Prepayments during Current Period**

<b>Summary</b>													
	Loans Paid in Full			Repurchased Loans			Substitution Loans			Liquidated Loans			Curtailments
	Count	Original Principal Balance	Current Scheduled Balance	Count	Original Principal Balance	Current Scheduled Balance	Count	Original Principal Balance	Current Scheduled Balance	Count	Original Principal Balance	Current Scheduled Balance	
Sub Group 1	1	128,000.00	79,879.25	0	0.00	0.00	0	0.00	0.00	0	0.00	0.00	2,631.67
Sub Group 2	0	0.00	0.00	0	0.00	0.00	0	0.00	0.00	0	0.00	0.00	1,575.83
Sub Group 3	0	0.00	0.00	0	0.00	0.00	0	0.00	0.00	1	385,600.00	315,900.48	130.81
<b>Total</b>	<b>1</b>	<b>128,000.00</b>	<b>79,879.25</b>	<b>0</b>	<b>0.00</b>	<b>0.00</b>	<b>0</b>	<b>0.00</b>	<b>0.00</b>	<b>1</b>	<b>385,600.00</b>	<b>315,900.48</b>	<b>4,338.31</b>

**Prepayment Loan Detail - Prepayments during Current Period**

Group	Loan Number	State	LTV at Origination	First Payment Date	Original Principal Balance	Prepayment Amount	PIF Type	Months Delinquent	Current Loan Rate	Original Term	Seasoning
Sub Group 1	0131579252	GA	80.00	01-Sep-2003	128,000.00	79,573.20	Loan Paid in Full	0	5.000 %	360	183
Sub Group 3	0003500519	VA	79.83	01-Dec-2005	385,600.00	315,409.32	Liquidation	29	2.000 %	357	156

**Bear Stearns Asset Backed Securities  
 Asset-Backed Certificates  
 Series 2006-SD4**

Contact: Customer Service - CTSLink  
 Wells Fargo Bank, N.A.  
 Securities Administration Services  
 8480 Stagecoach Circle  
 Frederick, MD 21701-4747  
 www.ctslink.com  
 Telephone: 1-866-846-4526

**Prepayment Penalty Detail - Prepayment Penalty Paid during Current Period**

Summary	Loan Count	Prior Balance	Prepayment Penalty Amount	Prepayment Penalty Waived
Sub Group 1	0	0.00	0.00	0.00
Sub Group 2	0	0.00	0.00	0.00
Sub Group 3	0	0.00	0.00	0.00
Total	0	0.00	0.00	0.00

**Prepayment Penalty Loan Detail - Prepayment Penalty Paid during Current Period**

Group	Loan Number	Paid In Full Date	Prior Balance	Prepayment Penalty Amount	Prepayment Penalty Waived
		No Prepayment Penalties this Period			

**Bear Stearns Asset Backed Securities  
 Asset-Backed Certificates  
 Series 2006-SD4**

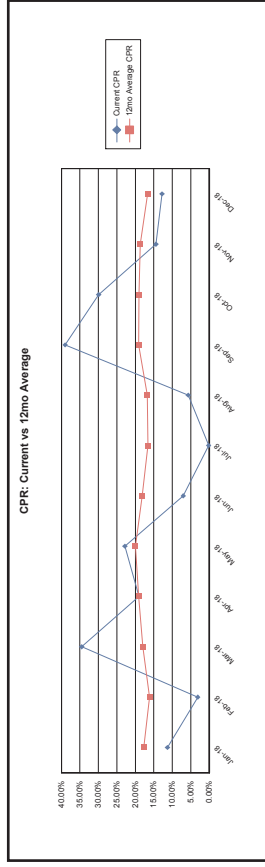
Contact: Customer Service - CTSLink  
 Wells Fargo Bank, N.A.  
 Securities Administration Services  
 8480 Stagecoach Circle  
 Frederick, MD 21701-4747  
 www.ctslink.com  
 Telephone: 1-866-846-4526

**Prepayment Rates**

**Summary**

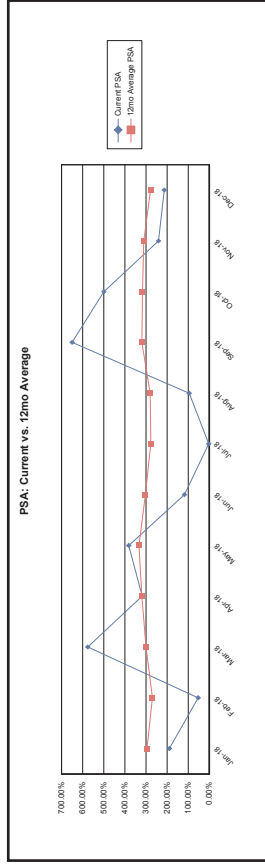
**SMM**

Current Month 1.135 %  
 3 Month Average 1.781 %  
 12 Month Average 1.592 %



**CPR**

Current Month 12.796 %  
 3 Month Average 19.049 %  
 12 Month Average 16.667 %



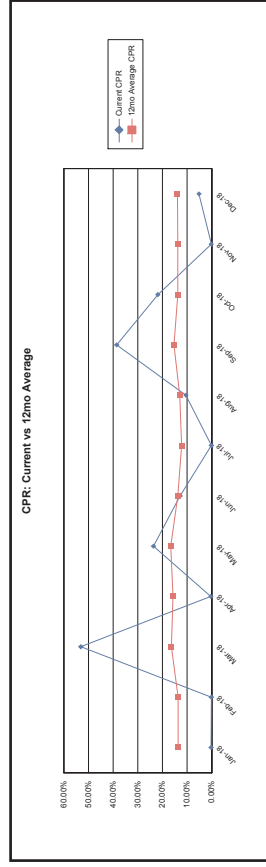
**PSA**

Current Month 213.265 %  
 3 Month Average 317.476 %  
 12 Month Average 277.777 %

**Sub Group 1**

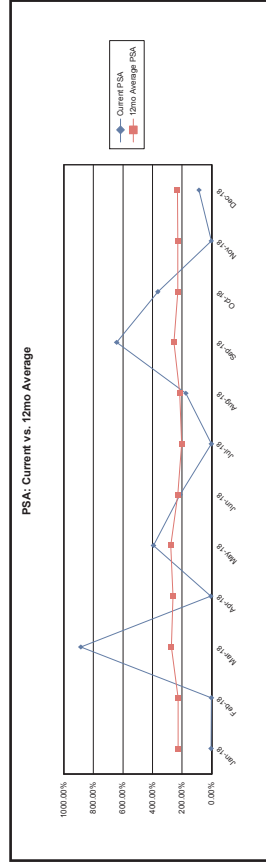
**SMM**

Current Month 0.436 %  
 3 Month Average 0.827 %  
 12 Month Average 1.408 %



**CPR**

Current Month 5.104 %  
 3 Month Average 9.037 %  
 12 Month Average 13.860 %



**PSA**

Current Month 85.066 %  
 3 Month Average 150.616 %  
 12 Month Average 231.002 %

**Bear Stearns Asset Backed Securities  
 Asset-Backed Certificates  
 Series 2006-SD4**

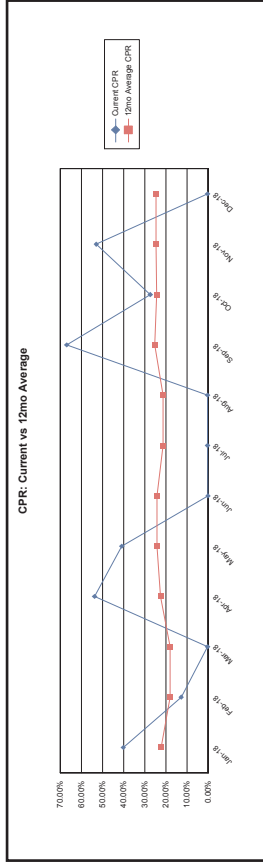
Contact: Customer Service - CTSLink  
 Wells Fargo Bank, N.A.  
 Securities Administration Services  
 8480 Stagecoach Circle  
 Frederick, MD 21701-4747  
 www.ctslink.com  
 Telephone: 1-866-846-4526

**Prepayment Rates**

**Sub Group 2**

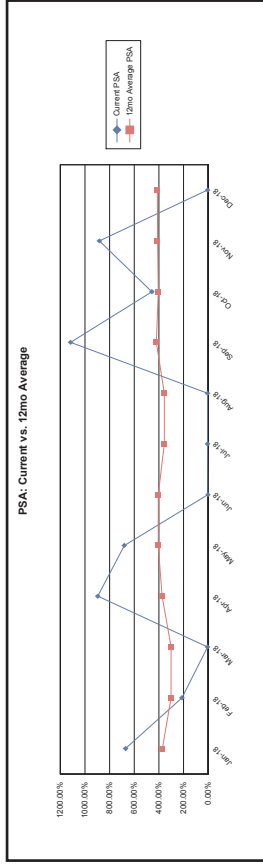
**SMM**

Current Month 0.022 %  
 3 Month Average 2.914 %  
 12 Month Average 2.788 %



**CPR**

Current Month 0.268 %  
 3 Month Average 26.868 %  
 12 Month Average 24.667 %



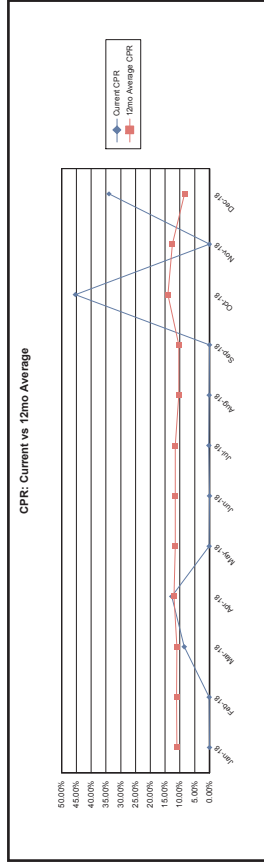
**PSA**

Current Month 4.463 %  
 3 Month Average 447.802 %  
 12 Month Average 411.111 %

**Sub Group 3**

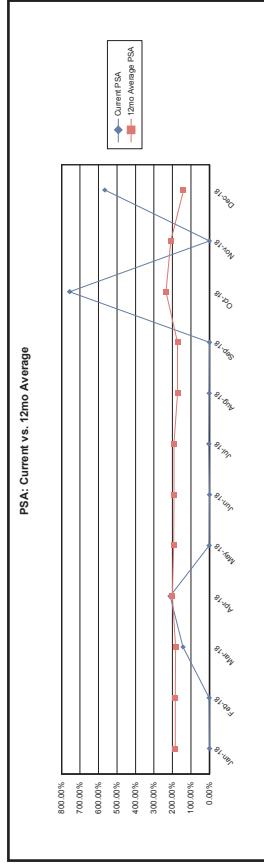
**SMM**

Current Month 3.402 %  
 3 Month Average 2.771 %  
 12 Month Average 0.853 %



**CPR**

Current Month 33.992 %  
 3 Month Average 26.449 %  
 12 Month Average 8.433 %



**PSA**

Current Month 566.528 %  
 3 Month Average 440.821 %  
 12 Month Average 140.556 %

**Calculation Methodology:**

Single Month Mortality (SMM): (Partial and full prepayments + Repurchases) / (Beginning Scheduled Balance - Scheduled Principal)  
 Conditional Prepayment Rate (CPR):  $1 - ((1 - SMM)^{12})$   
 PSA Standard Prepayment Model:  $100 * CPR / (0.2 * \text{MIN}(30, \text{WAS}))$   
 Weighted Average Seasoning (WAS):  $\text{sum}((\text{Original Term} - \text{Remaining Term}) * (\text{Current Scheduled Balance} / \text{Deal Scheduled Principal Balance}))$

**Bear Stearns Asset Backed Securities  
 Asset-Backed Certificates  
 Series 2006-SD4**

**Modification Summary**

	Loan Count (Numerator)	Loan Count (Denominator)	Loan Count %	Current Scheduled Balance (Numerator)	Current Scheduled Balance (Denominator)	Current Scheduled Balance %
Number of loans modified within the past 12 months that are currently delinquent (against the total number of loans delinquent within the deal)	0	23	0.000 %	0.00	7,512,526.70	0.000 %
Number of modified loans that have passed the loan modification performance test (against the total number of modified loans)	28	42	66.667 %	6,602,940.91	10,774,853.72	61.281 %
Number of loans modified in the current cycle (against the number of loans within the deal)	0	181	0.000 %	0.00	34,798,524.37	0.000 %
Number of modified loans (against the total number of loans within the deal)	42	181	23.204 %	10,774,853.72	34,798,524.37	30.964 %
Number of loans modified within the last 12 months (against the total number of modified loans within the deal)	2	42	4.762 %	519,173.23	10,774,853.72	4.818 %
Number of loans modified within the last 12 months (against the total number of loans within the deal)	2	181	1.105 %	519,173.23	34,798,524.37	1.492 %
Number of modified loans that are not currently delinquent after the modification (against the number of modified loans within the deal)	28	42	66.667 %	6,602,940.91	10,774,853.72	61.281 %
Number of loans modified in the current cycle that are not currently delinquent (against the number of loans modified in the current cycle)	0	0	0.000 %	0.00	0.00	0.000 %
Number of loans modified in the current cycle that are currently delinquent (against the number of loans modified in the current cycle)	0	0	0.000 %	0.00	0.00	0.000 %
Number of modified loans that were not delinquent at the time of the modification (against the number of loans modified within the deal)	4	42	9.524 %	697,226.11	10,774,853.72	6.471 %
Number of modified loans that were delinquent at the time of the modification (against the total number of loans modified within the deal)	38	42	90.476 %	10,077,627.61	10,774,853.72	93.529 %
Number of modified Loans (against the total number of loans within the deal as of Cut-off date)	42	936	4.487 %	10,774,853.72	267,598,150.44	4.027 %

Delinquencies are classified based on the logic set forth in the governing documents.  
 If a loan is modified in the first month of the security it is assumed the loan is delinquent.  
 This summary excludes inactive loans.

**Bear Stearns Asset Backed Securities  
 Asset-Backed Certificates  
 Series 2006-SD4**

**Modification Detail**

<b>Modification Detail Summary</b>												
Groups	<b>Current</b>						<b>Cumulative</b>					
	Loan Count	Original Principal Balance	Current Scheduled Balance	Capitalized Amount	Capitalized Reimbursement Amount	Total Forgiveness	Loan Count	Original Principal Balance	Current Scheduled Balance	Capitalized Amount	Capitalized Reimbursement Amount	Total Forgiveness
Sub Group 1	0	0.00	0.00	0.00	0.00	0.00	44	8,267,784.04	3,249,105.62	660,176.47	108,074.88	4,021.36
Sub Group 2	0	0.00	0.00	0.00	0.00	0.00	6	2,670,400.00	2,080,268.14	568,061.71	(196,029.86)	0.00
Sub Group 3	0	0.00	0.00	0.00	0.00	0.00	23	9,542,250.00	5,445,479.96	965,520.36	(95,563.47)	0.00
Total	0	0.00	0.00	0.00	0.00	0.00	73	20,480,434.04	10,774,853.72	2,193,758.54	(183,518.45)	4,021.36

<b>Current Month Modification Detail</b>														
Loan Number/ Original Balance	Mod Appr Date/Mod Effective Date	Total Capitalized Amount	Total Capitalized Reimb. Amount	Total Forgiveness	No of Times Loan Modified	No of Months Delinq.	Loan Status	Next Due Date	Interest Rate	Payment Amount	Maturity Date	Balloon Amount	Balloon Date	Scheduled Balance
<b>No Modifications this Period</b>														

<b>Historical Modification Detail</b>														
Loan Number/ Original Balance	Mod Appr Date/Mod Effective Date	Total Capitalized Amount	Total Capitalized Reimb. Amount	Total Forgiveness	No of Times Loan Modified	No of Months Delinq.	Loan Status	Next Due Date	Interest Rate	Payment Amount	Maturity Date	Balloon Amount	Balloon Date	Scheduled Balance
<b>Sub Group 1</b>														
0003133592	04/18/2008					*	*	*	*	*	*	*	*	85,624.05
86,561.40	03/31/2008	*	(10.59)	*	1	0	No Action INACTIVE	03/01/2008	9.000	899.56	*	*	*	93,887.55

**Bear Stearns Asset Backed Securities  
 Asset-Backed Certificates  
 Series 2006-SD4**

**Historical Modification Detail**

Loan Number/ Original Balance	Mod Apr Date/Mod Effective Date	Total Capitalized Amount	Total Capitalized Reimb. Amount	Total Forgiveness	No of Times Loan Modified	No of Months Delinq.	Loan Status	Next Due Date	Interest Rate	Payment Amount	Maturity Date	Balloon Amount	Balloon Date	Scheduled Balance
<b>Sub Group 1</b>														
0003147816	06/17/2008					Pre Mod	*	*	*	*	*	*	*	59,628.97
60,273.18	05/30/2008	*	1.07	*		Post Mod	0	06/01/2008	10.125	556.77	*	556.77	*	60,681.27
0003147816	06/16/2010					Pre Mod	5	11/01/2009	10.125	556.77	*	556.77	*	59,550.07
60,273.18	06/01/2010	4,270.07	1.14	0.00		Post Mod	0	06/01/2010	9.750	521.53	06/01/2033	64,187.83	10/01/2036	64,187.83
0003147816	07/20/2012					Pre Mod	6	11/01/2011	9.750	521.53	10/01/2036	64,187.83	10/01/2036	64,187.83
60,273.18	07/01/2012	4,752.85	(4,791.46)	*		Post Mod	0	07/01/2012	9.750	617.84	10/01/2036	612.86	10/01/2036	68,882.98
0003147816	08/16/2012					Pre Mod	0	07/01/2012	9.750	617.84	10/01/2036	612.86	10/01/2036	68,882.98
60,273.18	07/01/2012	4,752.85	0.00	*		Post Mod	0	07/01/2012	9.750	617.84	10/01/2036	612.86	10/01/2036	68,824.81
0003147816	08/13/2014					Pre Mod	7	11/01/2013	9.750	617.84	10/01/2036	612.86	10/01/2036	67,348.44
60,273.18	07/01/2014	5,656.60	(6,241.02)	*		Post Mod	0	07/01/2014	9.750	674.63	08/01/2035	9,490.49	08/01/2035	73,462.04
0003147816	03/10/2016					Pre Mod	4	09/01/2015	9.750	674.63	08/01/2035	9,490.49	08/01/2035	72,486.20
60,273.18	03/01/2016	2,878.46	(2,808.78)	*		Post Mod	0	03/01/2016	6.875	460.99	08/01/2035	60,726.28	08/01/2035	75,249.28
0003189545	08/19/2008				6	Current Values	9	02/01/2018	6.875	460.99	08/01/2035	60,726.28	08/01/2035	74,550.97
50,187.67	07/31/2008	*	17.82	*		Pre Mod	*	*	*	*	*	*	*	49,767.60
0003189545	05/13/2010					Post Mod	0	08/01/2008	7.750	409.43	*	409.43	*	54,026.68
50,187.67	05/01/2010	10,456.07	5.64	0.00		Pre Mod	16	11/01/2008	7.750	409.43	05/01/2033	64,361.34	10/01/2036	52,739.30
0003189545	07/20/2012					Post Mod	0	05/01/2010	7.125	382.15	10/01/2036	64,361.34	10/01/2036	64,361.34
50,187.67	07/01/2012	5,491.23	(5,523.83)	*		Pre Mod	5	12/01/2011	7.125	382.15	10/01/2036	64,361.34	10/01/2036	64,361.34
0003189545	08/16/2012					Post Mod	0	07/01/2012	7.125	503.63	10/01/2036	500.66	10/01/2036	69,763.69
50,187.67	07/01/2012	5,491.23	0.00	*		Pre Mod	0	07/01/2012	7.125	503.63	10/01/2036	500.66	10/01/2036	69,763.69
0003396553	03/12/2009				4	Current Values	0	08/01/2012	7.125	503.63	10/01/2036	500.66	10/01/2036	69,674.28
36,000.00	02/28/2009	4,517.78	(28.02)	0.00		Pre Mod	2	11/01/2008	10.250	323.25	09/01/2034	500.66	10/01/2036	59,248.72
0003398500	05/16/2012				1	Post Mod	(1)	04/01/2009	7.250	277.23	10/01/2036	*	*	35,064.42
133,472.00	05/01/2012	11,971.49	(31.53)	*		Current Values	0	12/01/2018	7.250	277.23	10/01/2036	N/A	N/A	39,620.62
0003398500	06/19/2012					Pre Mod	0	05/01/2012	4.875	811.66	04/01/2032	*	*	32,813.59
133,472.00	05/01/2012	11,971.49	0.00	*		Post Mod	22	05/01/2010	2.125	539.29	04/01/2032	*	*	105,366.67
0003398500	12/13/2013					Pre Mod	13	05/01/2012	4.875	811.66	04/01/2032	*	*	123,977.40
133,472.00	12/01/2013	10,755.20	(15,614.16)	*		Post Mod	0	05/01/2012	4.875	811.66	04/01/2032	*	*	123,977.40
0003398500	05/11/2016					Pre Mod	21	06/01/2014	3.625	568.18	04/01/2032	*	*	123,669.40
133,472.00	04/01/2016	37,988.28	2,781.99	*	4	Current Values	11	04/01/2016	2.000	387.62	03/01/2032	82,366.94	04/01/2032	118,237.70
						Post Mod	0	04/01/2016	2.000	387.62	03/01/2032	82,366.94	04/01/2032	133,640.86
						Current Values	0	12/01/2017	2.000	387.62	03/01/2032	94,173.54	04/01/2032	127,651.13
						Current Values	11	12/01/2017	2.000	387.62	03/01/2032	94,173.54	04/01/2032	122,092.50

**Bear Stearns Asset Backed Securities  
 Asset-Backed Certificates  
 Series 2006-SD4**

**Historical Modification Detail**

Loan Number/ Original Balance	Mod Apr Date/Mod Effective Date	Total Capitalized Amount	Total Capitalized Reimb. Amount	Total Forgiveness	No of Times Loan Modified	No of Months Delinq.	Loan Status	Next Due Date	Interest Rate	Payment Amount	Maturity Date	Balloon Amount	Balloon Date	Scheduled Balance
<b>Sub Group 1</b>														
0003398989	10/17/2008						*	*	*	*	*	*	*	66,359.64
68,000.00	09/30/2008	*	(201.98)	*		(4)	No Action	02/01/2009	4.990	433.44	*	*	*	78,383.11
0003398989	09/12/2013					45	No Action	10/01/2009	4.750	448.25	07/01/2035	*	*	73,461.13
68,000.00	08/01/2013	21,796.81	(25,428.17)	*	2	0	No Action	09/01/2013	4.990	600.11	10/01/2036	*	*	98,594.67
							INACTIVE							
0003417466	06/17/2008					*	*	*	*	*	*	*	*	126,470.88
127,531.90	05/31/2008	*	37.13	*	1	0	No Action	06/01/2008	7.000	966.71	*	*	*	142,784.52
							INACTIVE							
0003418860	07/16/2008					*	*	*	*	*	*	*	*	72,856.75
74,800.00	06/30/2008	*	64.79	*		0	No Action	07/01/2008	4.990	523.26	*	*	*	95,012.24
0003418860	05/13/2010					9	No Action	06/01/2009	4.990	523.26	08/01/2035	*	*	92,205.80
74,800.00	05/01/2010	3,413.34	(0.09)	0.00		0	No Action	05/01/2010	4.990	505.79	10/01/2036	29,905.65	10/01/2036	97,017.73
0003418860	06/10/2016					9	No Action	07/01/2015	4.990	505.79	10/01/2036	29,905.65	10/01/2036	88,992.78
74,800.00	06/01/2016	11,611.37	6,210.19	*	3	(1)	No Action	07/01/2016	3.375	314.58	08/01/2035	56,270.37	08/01/2035	82,718.30
						2	No Action	09/01/2018	3.375	314.58	08/01/2035	56,270.37	08/01/2035	80,511.39
0003431806	03/09/2017					4	No Action	09/01/2016	11.625	414.24	03/01/2033	*	*	36,482.33
41,250.00	03/01/2017	6,192.25	1,948.71	*	1	0	No Action	03/01/2017	2.875	121.03	03/01/2033	25,097.61	03/01/2033	34,500.00
0003431996	12/12/2014					5	No Action	05/01/2014	6.625	1,090.11	11/01/2033	*	*	33,754.95
161,378.44	12/01/2014	5,641.27	(7,781.71)	*	1	(1)	No Action	01/01/2015	2.000	785.79	11/01/2033	0.00	N/A	141,180.43
						0	No Action	12/01/2018	2.000	785.79	11/01/2033	N/A	N/A	148,411.65
0003433372	08/12/2013					0	No Action	06/01/2013	12.250	844.51	09/01/2031	*	*	117,224.44
79,694.55	08/01/2013	1,282.49	(1,475.21)	*	1	(1)	No Action	09/01/2013	9.000	579.71	09/01/2031	66,381.07	09/01/2031	73,689.25
0003434347	03/18/2008					*	*	*	*	*	*	*	*	75,137.42
99,867.90	02/29/2008	*	25.87	*	1	0	No Action	12/01/2018	9.000	579.71	09/01/2031	66,381.07	09/01/2031	73,131.55
							INACTIVE							98,755.33
							INACTIVE							106,478.47
0003434479	11/18/2008					1	No Action	08/01/2008	12.125	860.73	11/01/2033	*	*	81,053.83
83,700.00	10/31/2008	*	37.58	*		0	No Action	11/01/2008	10.980	805.73	11/01/2033	*	*	83,925.53
0003434479	10/13/2011					6	No Action	02/01/2011	10.975	805.73	11/01/2033	*	*	82,312.94
83,700.00	10/01/2011	5,203.69	(0.41)	*	2	0	No Action	10/01/2011	10.100	753.50	10/01/2036	69,555.06	10/01/2036	87,909.52
						0	No Action	12/01/2018	10.100	753.50	10/01/2036	69,555.06	10/01/2036	85,615.91
0003435005	08/20/2007					*	*	*	*	*	*	*	*	83,706.63
84,000.00	07/31/2007	*	(2,501.05)	*	1	0	Loss Mitigation	08/01/2007	9.375	715.63	*	*	*	86,146.01
							INACTIVE							



**Bear Stearns Asset Backed Securities  
 Asset-Backed Certificates  
 Series 2006-SD4**

Contact: Customer Service - CTSLink  
 Wells Fargo Bank, N.A.  
 Securities Administration Services  
 8480 Stagecoach Circle  
 Frederick, MD 21701-4747  
 www.ctslink.com  
 Telephone: 1-866-846-4526

**Historical Modification Detail**

Loan Number/ Original Balance	Mod Apr Date/Mod Effective Date	Total Capitalized Amount	Total Capitalized Reimb. Amount	Total Forgiveness	No of Times Loan Modified	No of Months Delinq.	Loan Status	Next Due Date	Interest Rate	Payment Amount	Maturity Date	Balloon Amount	Balloon Date	Scheduled Balance
<b>Sub Group 1</b>														
0003490505	02/12/2013					12	No Action	12/01/2011	8.875	1,218.93	08/01/2033	*	*	138,110.96
151,538.00	02/01/2013	19,328.34	(21,982.30)	*	1	0	No Action	02/01/2013	2.000	671.53	08/01/2033	40,061.60	08/01/2033	159,651.91
						28	REO	07/01/2016	3.000	737.21	08/01/2033	40,061.60	08/01/2033	140,943.36
0003491040	05/14/2013					48	Foreclosure	03/01/2009	10.500	1,645.13	10/01/2034	*	*	168,152.51
178,925.00	05/01/2013	95,175.76	(67,872.10)	*		0	No Action	05/01/2013	4.875	1,117.33	10/01/2034	163,219.64	10/01/2034	235,590.40
0003491040	11/13/2014					13	No Action	08/01/2013	4.875	1,117.33	10/01/2034	163,219.64	10/01/2034	232,775.91
178,925.00	10/01/2014	38,629.37	54,858.98	*	2	0	No Action	10/01/2014	4.000	744.98	10/01/2034	123,346.79	10/01/2034	177,947.87
						49	Foreclosure	10/01/2014	4.000	744.98	10/01/2034	123,346.79	10/01/2034	177,183.70
0003491446	08/17/2009					8	No Action	10/01/2008	9.375	809.86	02/01/2035	*	*	94,155.12
97,500.00	08/01/2009	10,137.75	38.93	0.00	1	0	No Action	08/01/2009	5.025	528.15	10/01/2036	*	*	104,858.29
0003499126	05/15/2008					*	INACTIVE	*	*	*	*	*	*	204,000.00
204,000.00	04/30/2008	*	0.00	*	1	0	No Action	05/01/2008	7.250	1,274.26	*	*	210,911.07	
0003545332	07/18/2007					*	INACTIVE	*	*	*	*	*	*	49,830.77
51,750.00	06/30/2007	*	(3,531.08)	*		0	No Action	07/01/2007	10.250	489.73	*	*	53,297.76	
0003545332	12/18/2008					6	Loss Mitigation	04/01/2008	8.750	434.45	07/01/2033	*	*	52,645.36
51,750.00	11/30/2008	*	14.99	*	2	0	No Action	12/01/2008	5.750	352.30	07/01/2033	12,210.30	06/30/2033	58,628.09
0003545779	12/18/2008					13	No Action	09/01/2007	8.375	1,153.56	10/01/2034	*	*	146,281.34
151,200.00	11/30/2008	*	83.16	*		0	No Action	12/01/2008	5.000	733.48	10/01/2034	176,034.16	09/30/2034	176,034.16
0003545779	10/18/2010					8	No Action	12/01/2009	5.000	733.48	10/01/2034	176,034.16	09/30/2034	176,034.16
151,200.00	08/01/2010	5,764.36	(4,490.54)	0.00		1	No Action	08/01/2010	2.625	612.14	10/01/2036	84,707.77	10/01/2036	180,297.63
0003545779	10/15/2013					19	No Action	01/01/2012	2.625	612.14	10/01/2036	84,707.77	10/01/2036	173,310.54
151,200.00	09/01/2013	16,591.04	81,726.83	*	3	0	No Action	09/01/2013	3.375	371.91	10/01/2036	44,234.59	10/01/2036	91,699.24
						5	Foreclosure	06/01/2018	3.375	371.91	10/01/2036	44,234.59	10/01/2036	83,795.64
0003545852	10/12/2010					14	Foreclosure	06/01/2009	8.250	1,113.88	11/01/2034	*	*	139,803.78
147,000.00	10/01/2010	30,256.13	56.72	0.00		0	No Action	10/01/2010	6.125	1,139.95	11/01/2034	*	*	172,055.33
0003545852	05/17/2011					1	No Action	02/01/2011	6.125	1,139.95	11/01/2034	*	*	168,854.88
147,000.00	10/01/2010	30,256.13	1,654.36	0.00	2	4	No Action	12/01/2010	6.125	1,139.95	11/01/2034	*	*	166,922.43
						*	INACTIVE	*	*	*	*	*	*	164,331.84
0003546082	02/19/2008					0	No Action	02/01/2008	10.125	1,604.62	*	*	*	176,663.50
168,000.00	01/31/2008	*	(0.95)	*	1	0	INACTIVE							
0003546116	01/15/2009					9	No Action	02/01/2008	7.625	2,327.29	01/01/2035	*	*	315,821.54
332,000.00	12/31/2008	*	(24.08)	*	1	0	No Action	01/01/2009	8.630	2,770.56	01/01/2035	*	*	344,205.18

**Bear Stearns Asset Backed Securities  
 Asset-Backed Certificates  
 Series 2006-SD4**

**Historical Modification Detail**

Loan Number/ Original Balance	Mod Appr Date/Mod Effective Date	Total Capitalized Amount	Total Capitalized Reimb. Amount	Total Forgiveness	No of Times Loan Modified	No of Months Delinq.	Loan Status	Next Due Date	Interest Rate	Payment Amount	Maturity Date	Balloon Amount	Balloon Date	Scheduled Balance
<b>Sub Group 1</b>														
0003546413	07/14/2010					26	No Action	03/01/2008	6.875	625.07	07/01/2035	*	*	89,558.20
93,500.00	07/01/2010	31,472.63	(36.53)	0.00	1	0	No Action	07/01/2010	8.125	833.75	10/01/2036	123,137.87	10/01/2036	123,137.87
						Current Values	INACTIVE							
0012633665	02/14/2011			*	1	6	No Action	06/01/2010	3.000	4,432.44	12/01/2032	*	*	853,562.66
989,600.00	02/01/2011	42,728.72	154.58		1	0	No Action	02/01/2011	3.120	3,339.00	01/01/2051	*	*	913,270.27
						Current Values	INACTIVE							
0028080828	09/14/2018					3	No Action	04/01/2018	4.000	2,186.91	09/01/2033	*	*	296,850.94
472,000.00	09/01/2018	6,003.46	(4,769.80)	4,021.36	1	0	No Action	09/01/2018	5.000	1,837.45	09/01/2041	0.00	*	301,020.17
						Current Values	No Action	02/01/2019	5.000	1,837.45	09/01/2041	N/A	N/A	299,250.73
0035557628	06/10/2011			*	1	6	No Action	10/01/2010	3.000	787.40	11/01/2033	*	*	154,461.37
179,120.00	06/01/2011	9,881.03	0.17		1	(1)	No Action	07/01/2011	2.000	507.24	05/01/2051	0.00	*	167,156.56
						Current Values	No Action	12/01/2018	5.250	820.44	05/01/2051	N/A	N/A	153,004.05
0044712735	01/17/2012			*	1	0	No Action	12/01/2011	2.875	2,531.74	08/01/2034	*	*	505,556.60
540,000.00	12/01/2011	7,437.65	139,441.94		1	0	No Action	01/01/2012	3.125	1,403.20	11/01/2051	0.00	*	366,028.01
						Current Values	INACTIVE							
0049562838	09/11/2008			*		*	No Action	*	*	*	*	*	*	121,557.40
121,584.00	09/01/2008	*	193.01			0	No Action	09/01/2008	5.250	531.81	*	*	*	124,513.66
0049562838	05/11/2013			*		18	No Action	09/01/2011	2.875	566.56	04/01/2035	*	*	110,749.86
121,584.00	05/01/2013	9,569.38	(15,445.69)		2	0	No Action	05/01/2013	3.000	653.36	04/01/2035	*	*	125,819.06
						Current Values	INACTIVE							
0052805892	09/14/2010					0	No Action	08/01/2010	3.125	1,379.98	05/01/2035	*	*	312,574.90
287,200.00	08/01/2010	26,047.42	0.00	*	1	0	No Action	09/01/2010	3.125	1,341.25	07/01/2040	*	*	312,047.65
						Current Values	No Action	12/01/2018	4.750	1,563.68	07/01/2040	N/A	N/A	252,902.19
0126716695	06/17/2008			*		*	No Action	*	*	*	*	*	*	137,174.44
150,300.00	06/01/2008	*	63.03		1	0	No Action	06/01/2008	5.000	881.45	*	*	*	150,018.22
						Current Values	INACTIVE							
0128987419	06/11/2009					8	No Action	08/01/2008	5.375	1,510.37	07/01/2033	*	*	244,937.76
273,160.00	06/01/2009	*	72.24	*	1	0	No Action	06/01/2009	5.375	1,609.38	07/01/2033	*	*	260,554.21
						Current Values	No Action	12/01/2018	5.375	1,609.38	07/01/2033	N/A	N/A	193,317.77
0130127442	03/16/2010			*		16	No Action	09/01/2008	3.250	1,069.68	08/01/2033	*	*	210,750.27
240,500.00	10/01/2009	10,683.20	(17,030.44)		2	3	No Action	11/01/2009	3.250	1,204.50	08/01/2043	*	*	227,498.24
0130127442	09/15/2010			*		4	No Action	03/01/2010	3.250	932.96	08/01/2043	*	*	226,443.07
240,500.00	08/01/2010	9,357.47	46.03	*	1	0	No Action	09/01/2010	5.250	1,182.64	07/01/2050	*	*	236,772.38
						Current Values	No Action	12/01/2018	5.250	1,182.64	07/01/2050	N/A	N/A	218,420.94
0131300238	12/12/2012			*		10	No Action	12/01/2011	3.375	983.24	09/01/2033	*	*	176,362.35
218,000.00	11/01/2012	6,295.71	(12,045.42)	*	1	0	No Action	12/01/2012	3.375	775.76	12/01/2046	*	*	188,128.03
						Current Values	No Action	12/01/2018	3.375	775.76	12/01/2046	N/A	N/A	157,900.74

**Bear Stearns Asset Backed Securities  
 Asset-Backed Certificates  
 Series 2006-SD4**

**Historical Modification Detail**

Loan Number/ Original Balance	Mod Appr Date/Mod Effective Date	Total Capitalized Amount	Total Capitalized Reimb. Amount	Total Forgiveness	No of Times Loan Modified	No of Months Delinq.	Loan Status	Next Due Date	Interest Rate	Payment Amount	Maturity Date	Balloon Amount	Balloon Date	Scheduled Balance
<b>Sub Group 1</b>														
01322394909	03/11/2010						No Action	06/01/2009	3.125	256.09	11/01/2033	*	*	51,476.57
58,500.00	03/01/2010	5,198.87	16.04	*	1	0	No Action	03/01/2010	4.750	285.74	11/01/2043	*	*	57,554.86
						0	No Action	11/01/2018	5.250	264.05	11/01/2043	N/A	N/A	43,992.72
0132800533	07/12/2010					4	No Action	01/01/2010	3.125	455.74	11/01/2033	*	*	90,736.91
102,700.00	07/01/2010	1,589.87	7.56	*	1	0	No Action	07/01/2010	3.125	401.09	06/01/2040	*	*	93,474.28
						0	No Action	12/01/2018	3.125	401.09	06/01/2040	N/A	N/A	75,285.72
0141709634	10/17/2011					16	No Action	04/01/2010	3.000	3,055.36	01/01/2035	*	*	614,714.57
644,000.00	10/01/2011	49,983.88	199.55	*	1	0	No Action	10/01/2011	3.125	2,524.23	09/01/2051	0.00	*	690,418.07
						0	No Action	12/01/2018	3.125	2,524.23	09/01/2051	N/A	N/A	620,511.64
0144685914	05/15/2008					*	No Action	*	*	*	*	*	*	83,195.63
85,600.00	05/01/2008	*	38.94	*		0	No Action	05/01/2008	6.000	554.60	*	*	*	88,990.73
0144685914	09/14/2009					0	No Action	08/01/2009	6.000	554.60	06/01/2035	*	*	87,287.19
85,600.00	09/01/2009	1,869.11	9.98	*	2	0	No Action	09/01/2009	5.125	507.85	10/01/2036	*	*	89,147.30
						37	Bankruptcy	10/01/2015	5.125	507.85	10/01/2036	N/A	N/A	78,458.15
0145958377	08/14/2008					*	No Action	*	*	*	*	*	*	78,254.72
79,900.00	08/01/2008	*	49.46	*	1	0	No Action	08/01/2008	11.000	811.74	*	*	*	83,907.48
						0	INACTIVE							
0146678941	10/14/2013					4	No Action	04/01/2013	2.875	2,511.15	09/01/2035	*	*	490,877.65
491,000.00	09/01/2013	5,351.66	40,436.09	*	1	0	No Action	09/01/2013	3.375	1,713.48	08/01/2053	*	*	450,108.67
						0	INACTIVE							
0147087357	03/11/2010					7	No Action	06/01/2009	6.875	939.13	09/01/2035	*	*	134,073.73
131,920.00	03/01/2010	9,796.04	38.94	*	1	0	No Action	03/01/2010	4.125	767.24	09/01/2035	*	*	144,944.92
						0	INACTIVE							
0147147565	09/11/2008					*	No Action	*	*	*	*	*	*	161,230.11
165,750.00	08/01/2008	*	202.91	*	1	0	No Action	09/01/2008	8.375	1,435.61	*	*	*	184,384.42
						0	INACTIVE							
0148597909	12/14/2009					0	No Action	10/01/2009	6.500	785.41	11/01/2035	*	*	118,122.07
122,720.00	12/01/2009	2,190.75	13.52	*		0	No Action	12/01/2009	6.625	771.94	11/01/2039	*	*	120,450.88
0148597909	07/10/2015					2	No Action	03/01/2015	6.625	771.94	11/01/2039	*	*	111,962.52
122,720.00	07/01/2015	2,485.92	(3,109.84)	*	2	0	No Action	07/01/2015	6.625	713.67	11/01/2048	*	*	114,976.82
						0	Bankruptcy	12/01/2018	6.625	713.67	11/01/2048	N/A	N/A	75,194.25
0148619638	09/11/2008					*	No Action	*	*	*	*	*	*	148,675.39
152,100.00	08/01/2008	*	301.77	*	1	0	No Action	08/01/2008	7.865	1,251.30	*	*	*	168,516.62
						0	INACTIVE							
<b>Sub Group 2</b>														

**Bear Stearns Asset Backed Securities  
 Asset-Backed Certificates  
 Series 2006-SD4**

Contact: Customer Service - CTSLink  
 Wells Fargo Bank, N.A.  
 Securities Administration Services  
 8480 Stagecoach Circle  
 Frederick, MD 21701-4747  
 www.ctslink.com  
 Telephone: 1-866-846-4526

**Historical Modification Detail**

Loan Number/ Original Balance	Mod Aprr Date/Mod Effective Date	Total Capitalized Amount	Total Capitalized Reimb. Amount	Total Forgiveness	No of Times Loan Modified	No of Months Delinq.	Loan Status	Next Due Date	Interest Rate	Payment Amount	Maturity Date	Balloon Amount	Balloon Date	Scheduled Balance
<b>Sub Group 2</b>														
0052346855	07/10/2012					24	No Action	05/01/2010	2.875	1,820.61	05/01/2036	*	*	377,527.15
396,000.00	06/01/2012	55,904.85	4,041.98	*	1	0	No Action	07/01/2012	4.125	1,894.36	12/01/2039	0.00	*	372,888.56
						Current Values	INACTIVE							
0053260105	09/14/2010					0	No Action	08/01/2010	5.750	872.75	06/01/2035	*	*	197,309.01
182,400.00	08/01/2010	15,376.67	0.00	*	1	(1)	No Action	10/01/2010	5.750	1,152.65	07/01/2040	*	*	197,101.80
						Current Values	INACTIVE							
0057071078	05/12/2014					28	Bankruptcy	11/01/2011	5.750	2,917.86	09/01/2035	*	*	430,475.46
500,000.00	04/01/2014	91,407.52	(51,272.76)	*	1	(1)	No Action	06/01/2014	5.750	2,568.26	03/01/2054	*	*	481,242.65
						Current Values	No Action	11/01/2018	5.750	2,568.26	03/01/2054	N/A	N/A	460,488.63
0058995606	04/11/2013					37	No Action	01/01/2010	6.125	980.00	10/01/2035	*	*	192,000.00
192,000.00	04/01/2013	52,268.35	75,509.09	*	1	(1)	No Action	05/01/2013	6.125	797.15	10/01/2035	*	*	116,673.76
						Current Values	No Action	01/01/2019	6.125	797.15	10/01/2035	N/A	N/A	87,729.33
0060056231	09/12/2016					45	No Action	10/01/2012	3.125	5,608.76	11/01/2035	*	*	972,675.27
1,000,000.00	09/01/2016	265,126.90	(211,714.49)	*	1	(1)	No Action	10/01/2016	3.125	4,348.96	08/01/2056	0.00	*	1,182,573.81
						Current Values	No Action	12/01/2018	3.125	4,348.96	08/01/2056	N/A	N/A	1,154,414.27
0146971908	01/12/2011					12	No Action	11/01/2009	5.875	2,366.16	10/01/2035	*	*	369,682.06
400,000.00	01/01/2011	46,713.19	266.77	*	1	0	No Action	01/01/2011	5.875	2,706.91	10/01/2035	*	*	422,665.98
0146971908	09/17/2016					13	No Action	06/01/2015	5.875	2,706.91	10/01/2035	*	*	372,251.15
400,000.00	05/01/2016	41,264.23	(12,860.45)	*	2	(1)	No Action	10/01/2016	5.875	2,089.51	04/01/2056	0.00	*	384,844.57
						Current Values	Foreclosure	06/01/2018	5.875	2,089.51	04/01/2056	N/A	N/A	377,635.91
<b>Sub Group 3</b>														
0003127362	06/14/2010					9	No Action	07/20/2009	3.000	581.68	09/20/2033	*	*	102,330.92
115,000.00	06/01/2010	9,461.35	(237.95)	0.00	1	0	No Action	06/01/2010	4.030	616.59	09/01/2033	*	*	111,792.27
						Current Values	INACTIVE							
0003499415	10/17/2008					*	No Action	*	*	*	*	*	*	196,954.87
184,500.00	09/30/2008	*	29.86	*	1	0	No Action	09/01/2008	4.990	837.61	*	*	201,429.42	
						Current Values	INACTIVE							
0003500139	10/10/2013					29	No Action	03/01/2011	3.500	806.77	02/01/2036	*	*	148,423.98
146,800.00	10/01/2013	26,257.52	(35,908.60)	*	1	(1)	No Action	11/01/2013	2.118	569.52	02/01/2036	115,037.67	02/01/2036	184,025.03
						Current Values	No Action	11/01/2018	3.118	660.88	02/01/2036	115,037.67	02/01/2036	167,797.76
0003500519	10/18/2010					7	No Action	01/01/2010	2.750	1,656.29	11/01/2035	*	*	395,096.47
385,600.00	08/01/2010	7,921.32	(9,233.60)	0.00	1	1	No Action	08/01/2010	3.125	1,534.98	10/01/2036	179,884.68	10/01/2036	403,823.99
0003500519	06/15/2015					9	No Action	07/01/2014	3.125	1,534.98	10/01/2036	179,884.68	10/01/2036	377,404.59
385,600.00	06/01/2015	15,608.17	41,417.47	*	2	0	No Action	06/01/2015	2.000	1,017.66	08/01/2035	218,011.30	08/01/2035	335,598.47
						Current Values	Loan Paid in Full	*	2.000	1,017.66	08/01/2035	218,011.30	08/01/2035	0.00

**Bear Stearns Asset Backed Securities  
 Asset-Backed Certificates  
 Series 2006-SD4**

**Historical Modification Detail**

Loan Number/ Original Balance	Mod Aprpr Date/Mod Effective Date	Total Capitalized Amount	Total Capitalized Reimb. Amount	Total Forgiveness	No of Times Loan Modified	No of Months Delinq.	Loan Status	Next Due Date	Interest Rate	Payment Amount	Maturity Date	Balloon Amount	Balloon Date	Scheduled Balance
<b>Sub Group 3</b>														
0003540945	09/18/2011					Pre Mod	No Action	02/01/2009	3.500	1,439.08	01/01/2036	*	*	278,774.73
272,000.00	09/01/2011	52,428.30	(17,975.22)	*		Post Mod	No Action	09/01/2011	2.000	1,090.79	01/01/2036	188,899.60	01/01/2036	347,382.47
0003540945	04/10/2018					Pre Mod	No Action	03/01/2018	2.000	677.98	01/01/2036	188,899.60	01/01/2036	223,580.86
272,000.00	03/01/2018	*	0.00	0.00		Post Mod	No Action	04/01/2018	2.000	677.98	01/01/2036	158,445.62	12/01/2035	223,275.51
					2	Current Values	No Action	11/01/2018	2.000	677.98	01/01/2036	158,445.62	12/01/2035	219,922.50
0003544582	05/13/2010					Pre Mod	No Action	03/01/2009	2.875	2,761.92	12/01/2035	*	*	704,919.44
643,000.00	05/01/2010	35,852.72	(3.74)	0.00	1	Post Mod	No Action	05/01/2010	3.125	1,929.10	10/01/2036	740,768.98	10/01/2036	740,772.16
						Current Values	No Action	12/01/2018	4.970	3,057.93	10/01/2036	740,768.98	10/01/2036	738,332.72
0003544640	02/17/2012					Pre Mod	No Action	01/01/2011	3.750	2,700.75	09/01/2045	*	*	619,225.43
600,000.00	02/01/2012	23,448.44	28.07	0.00	1	Post Mod	No Action	02/01/2012	3.750	2,585.10	09/01/2045	*	*	593,777.28
						Current Values	Bankruptcy	02/01/2018	4.000	2,662.99	09/01/2045	N/A	N/A	532,710.35
0003544657	01/19/2012					Pre Mod	Bankruptcy	09/01/2009	3.375	2,237.53	09/01/2035	*	*	427,150.26
412,000.00	01/01/2012	48,554.84	(288.36)	*	1	Post Mod	No Action	01/01/2012	2.000	648.89	09/01/2035	406,533.54	09/01/2035	213,911.88
						Current Values	No Action	12/01/2018	4.000	864.66	09/01/2035	406,533.54	09/01/2035	189,861.14
0003544681	07/16/2008					Pre Mod	*	*	*	*	*	*	*	271,289.38
248,400.00	06/30/2008	*	0.00	*	1	Post Mod	No Action	06/01/2008	6.300	1,424.27	*	*	*	271,289.38
						Current Values	INACTIVE							
0003544756	03/12/2013					Pre Mod	Foreclosure	02/01/2010	3.500	1,440.61	02/01/2036	*	*	250,660.55
255,200.00	03/01/2013	43,978.63	89,684.21	*	1	Post Mod	No Action	03/01/2013	2.000	490.37	02/01/2036	84,742.33	02/01/2036	160,903.74
						Current Values	No Action	12/01/2018	2.000	490.37	02/01/2036	84,742.33	02/01/2036	144,670.08
0003557139	06/11/2013					Pre Mod	Bankruptcy	06/01/2011	3.375	990.89	03/01/2036	*	*	186,777.15
200,800.00	06/01/2013	20,911.34	(31,320.03)	*	1	Post Mod	Bankruptcy	07/01/2013	2.000	663.92	03/01/2036	124,937.22	03/01/2036	217,744.56
						Current Values	No Action	12/01/2018	3.000	770.40	03/01/2036	124,937.22	03/01/2036	186,769.28
0014564199	05/16/2012					Pre Mod	No Action	09/01/2011	3.500	843.40	11/01/2035	*	*	158,245.06
152,450.00	05/01/2012	3,662.99	(1.35)	*		Post Mod	No Action	05/01/2012	3.875	713.89	11/01/2035	86,191.48	11/01/2035	164,545.15
0014564199	06/19/2012					Pre Mod	No Action	05/01/2012	3.625	713.89	11/01/2035	86,191.48	11/01/2035	164,545.15
152,450.00	05/01/2012	3,662.99	0.00	*	2	Post Mod	No Action	06/01/2012	3.875	713.89	11/01/2035	86,191.48	11/01/2035	164,362.60
						Current Values	No Action	01/01/2019	4.875	804.19	11/01/2035	86,191.48	11/01/2035	148,210.69
0014568679	10/17/2008					Pre Mod	*	*	*	*	*	*	*	173,409.92
160,000.00	09/30/2008	*	1.11	*		Post Mod	No Action	10/01/2008	4.000	580.00	*	*	*	174,001.44
0014568679	12/12/2012					Pre Mod	No Action	09/01/2012	3.250	579.95	12/01/2035	*	*	173,985.29
160,000.00	11/01/2012	602.49	(365.37)	*	2	Post Mod	No Action	12/01/2012	2.000	528.70	10/01/2036	86,809.07	10/01/2036	174,111.94
						Current Values	No Action	12/01/2018	2.000	528.70	10/01/2036	86,809.07	10/01/2036	155,882.21
0014627178	10/17/2008					Pre Mod	*	*	*	*	*	*	*	379,383.88
352,000.00	09/30/2008	*	0.00	*	1	Post Mod	No Action	10/01/2008	4.350	1,375.27	*	*	*	379,383.88
						Current Values	INACTIVE							

**Bear Stearns Asset Backed Securities  
 Asset-Backed Certificates  
 Series 2006-SD4**

**Historical Modification Detail**

Loan Number/ Original Balance	Mod Apr Date/Mod Effective Date	Total Capitalized Amount	Total Capitalized Reimb. Amount	Total Forgiveness	No of Times Loan Modified	No of Months Delinq.	Loan Status	Next Due Date	Interest Rate	Payment Amount	Maturity Date	Balloon Amount	Balloon Date	Scheduled Balance
<b>Sub Group 3</b>														
0014695472	05/15/2008					Pre Mod	*	*	*	*	*	*	*	548,143.37
500,000.00	04/30/2008	*	27.76	*		Post Mod	No Action	05/01/2008	3.600	1,667.81	*	*	*	555,936.23
0014695472	04/15/2010					Pre Mod	No Action	06/01/2009	3.500	1,667.81	01/01/2046	*	*	555,936.23
500,000.00	04/01/2010	21,288.33	(815.16)	0.00	2	Post Mod Current Values	INACTIVE	04/01/2010	2.000	1,805.58	01/01/2046	47,629.49	01/01/2046	577,224.56
0014802029	07/12/2016					Pre Mod	No Action	02/01/2009	2.875	2,179.27	01/01/2036	*	*	418,551.91
508,000.00	07/01/2016	148,773.82	(71,081.61)	*	1	Post Mod Current Values	No Action INACTIVE	07/01/2016	3.250	1,823.37	08/01/2035	330,858.09	08/01/2035	488,943.73
0087005021	05/14/2010					Pre Mod	No Action	05/01/2010	3.625	2,940.06	06/01/2035	*	*	533,549.20
484,000.00	05/01/2010	15,831.72	(1,253.29)	0.00	1	Post Mod Current Values	No Action	05/01/2010	2.000	2,142.54	10/01/2036	8,533.23	10/01/2036	533,549.20
0087173100	01/15/2009					Pre Mod	No Action	04/01/2008	3.625	2,594.57	09/01/2035	*	*	389,754.20
368,000.00	12/31/2008	*	(27,504.94)	*	1	Post Mod	No Action	11/01/2008	4.300	1,546.42	10/01/2036	*	*	404,153.37
0087173100	05/14/2010					Pre Mod	No Action	05/01/2010	3.625	1,546.42	10/01/2036	*	*	431,560.11
368,000.00	05/01/2010	13,021.39	(0.01)	0.00	1	Post Mod	No Action	05/01/2010	3.800	1,407.85	10/01/2036	444,577.17	10/01/2036	444,581.50
0087173100	05/12/2017					Pre Mod	Foreclosure	06/01/2012	4.000	1,841.31	10/01/2036	444,577.17	10/01/2036	444,580.84
368,000.00	05/01/2017	115,470.76	58,978.98	*	3	Post Mod Current Values	No Action	05/01/2017	2.000	1,167.99	10/01/2036	262,068.42	10/01/2036	385,174.84
0087240750	11/13/2009					Pre Mod	No Action	02/01/2009	3.500	1,002.14	08/01/2035	*	*	374,012.10
192,000.00	10/01/2009	8,430.98	(482.82)	0.00		Post Mod	No Action	10/01/2009	2.250	927.51	08/01/2035	*	*	209,537.43
0087240750	09/12/2013					Pre Mod	No Action	08/01/2010	2.250	927.51	08/01/2035	*	*	218,419.73
192,000.00	09/01/2013	31,274.73	47,620.68	*	35	Post Mod	No Action	08/01/2010	2.000	438.34	08/01/2035	79,150.67	08/01/2035	192,010.67
0087240750	12/12/2014					Pre Mod	No Action	02/01/2014	2.000	438.34	08/01/2035	79,150.67	08/01/2035	144,271.67
192,000.00	12/01/2014	6,642.64	12,265.08	*	3	Post Mod Current Values	No Action	12/01/2014	2.000	387.01	08/01/2035	82,985.91	08/01/2035	140,044.67
0088808084	02/12/2013					Pre Mod	No Action	07/01/2009	3.000	2,335.91	03/01/2036	*	*	127,625.99
480,000.00	01/01/2013	98,497.64	103,818.93	*	1	Post Mod Current Values	No Action	03/01/2013	2.000	1,104.32	03/01/2036	210,557.54	03/01/2036	117,035.24
0089420681	04/13/2009					Pre Mod	No Action	03/01/2009	3.250	3,582.45	05/01/2036	*	*	467,643.08
1,000,000.00	03/31/2009	0.00	0.00	0.00	0	Post Mod	No Action	04/01/2009	3.250	2,960.48	05/01/2036	*	*	363,499.24
0089420681	01/14/2013					Pre Mod	No Action	06/01/2010	3.250	5,471.11	05/01/2036	*	*	327,042.19
1,000,000.00	01/01/2013	135,196.27	(153,169.00)	*	2	Post Mod Current Values	No Action	01/01/2013	2.000	3,719.59	05/01/2036	693,307.81	05/01/2036	1,093,099.09
0089678080	09/16/2010					Pre Mod	No Action	06/01/2010	3.625	6,980.46	07/01/2036	*	*	1,075,381.22
1,282,500.00	09/01/2010	8,895.22	(58.24)	0.00	1	Post Mod Current Values	No Action INACTIVE	10/01/2010	3.875	5,687.54	10/01/2036	729,943.81	10/01/2036	1,226,622.93

**Bear Stearns Asset Backed Securities  
 Asset-Backed Certificates  
 Series 2006-SD4**

Contact: Customer Service - CTSLink  
 Wells Fargo Bank, N.A.  
 Securities Administration Services  
 8480 Stagecoach Circle  
 Frederick, MD 21701-4747  
 www.ctslink.com  
 Telephone: 1-866-846-4526

**Historical Modification Detail**

Loan Number/ Original Balance	Mod Appr Date/Mod Effective Date	Total Capitalized Amount	Total Capitalized Reimb. Amount	Total Forgiveness	No of Times Loan Modified		No of Months Delinq.	Loan Status	Next Due Date	Interest Rate	Payment Amount	Maturity Date	Balloon Amount	Balloon Date	Scheduled Balance
<b>Sub Group 3</b>															
0202744611	11/09/2012					Pre Mod	24	No Action	09/01/2010	3.500	3,264.55	02/01/2036	*	*	624,077.17
600,000.00	11/01/2012	69,845.76	(99,736.33)	*	1	Post Mod Current Values	0	No Action	11/01/2012	2.000	2,191.39	02/01/2036	416,356.77	02/01/2036	722,662.24
							70	No Action	02/01/2013	3.625	2,776.65	02/01/2036	416,356.77	02/01/2036	649,048.38

All Pre Mod values are from the cycle directly preceding the modification effective date, except for a modification with a prior effective date which will come from the cycle directly preceding the n  
 Total Capitalized Reimbursement Amount is a projected value based upon the adjusted principal at the time of modification.

\* This data is currently not provided for reporting.

**Bear Stearns Asset Backed Securities  
 Asset-Backed Certificates  
 Series 2006-SD4**

Contact: Customer Service - CTSLink  
 Wells Fargo Bank, N.A.  
 Securities Administration Services  
 8480 Stagecoach Circle  
 Frederick, MD 21701-4747  
 www.ctslink.com  
 Telephone: 1-866-846-4526

**Modified Data Elements**

CURRENT PERIOD SUMMARY	# of Modifications	% of Modifications	Original Principal Balance	% of Original Principal Balance	Current Scheduled Balance	% of Current Scheduled Balance
	<b>No Modifications to report this Period *</b>					
Total						

CUMULATIVE SUMMARY	# of Modifications	% of Modifications	Original Principal Balance	% of Original Principal Balance	Current Scheduled Balance	% of Current Scheduled Balance
Interest Rate, Principal Balance, Maturity Date, Scheduled P&I	6	5.556 %	697,220.00	2.5943 %	685,835.87	2.4907 %
Interest Rate, Principal Balance, Maturity Date, Scheduled P&I, Fully Amortizing to IO	1	0.9259 %	368,000.00	1.3693 %	431,560.11	1.5672 %
Interest Rate, Principal Balance, Maturity Date, Scheduled P&I, GRM/GPM Modification	1	0.9259 %	115,000.00	0.4279 %	111,792.27	0.4060 %
Interest Rate, Principal Balance, Maturity Date, Scheduled P&I, Balloon Date, Balloon Amount	5	4.6296 %	921,760.85	3.4299 %	1,075,177.50	3.9046 %
Interest Rate, Principal Balance, Maturity Date, Scheduled P&I, Balloon Date, Balloon Amount, GRM/GPM Modification	5	4.6296 %	2,688,900.00	10.0054 %	2,836,019.36	10.2992 %
Interest Rate, Principal Balance, Maturity Date, Scheduled P&I, Balloon Date, Balloon Amount, ARM to Fixed	2	1.8519 %	591,700.00	2.2017 %	576,853.25	2.0949 %
Interest Rate, Principal Balance, Maturity Date, Scheduled P&I, Balloon Date, Balloon Amount, ARM to Fixed, IO to Fully Amortizing	1	0.9259 %	160,000.00	0.5954 %	174,111.94	0.6323 %
Interest Rate, Principal Balance, Maturity Date, Scheduled P&I, Balloon Amount, GRM/GPM Modification	1	0.9259 %	133,472.00	0.4966 %	127,651.13	0.4636 %
Interest Rate, Principal Balance, Maturity Date, Scheduled P&I, ARM to Fixed	7	6.4815 %	3,076,820.00	11.4488 %	2,726,554.45	9.9017 %
Interest Rate, Principal Balance, Maturity Date, Scheduled P&I, ARM to Fixed, IO to Fully Amortizing	1	0.9259 %	396,000.00	1.4735 %	372,888.56	1.3542 %
Interest Rate, Principal Balance, Maturity Date, Scheduled P&I, IO to Fully Amortizing, GRM/GPM Modification	1	0.9259 %	491,000.00	1.8270 %	450,108.67	1.6346 %
Interest Rate, Principal Balance, Scheduled P&I	3	2.7778 %	412,392.00	1.5345 %	440,977.65	1.6014 %
Interest Rate, Principal Balance, Scheduled P&I, Fully Amortizing to IO	2	1.8519 %	415,700.00	1.5468 %	428,130.71	1.5548 %
Interest Rate, Principal Balance, Scheduled P&I, GRM/GPM Modification	3	2.7778 %	474,962.44	1.7673 %	492,650.44	1.7891 %
Interest Rate, Principal Balance, Scheduled P&I, Balloon Date, Balloon Amount	6	5.5556 %	1,396,422.00	5.1961 %	1,534,380.84	5.5722 %



**Bear Stearns Asset Backed Securities  
 Asset-Backed Certificates  
 Series 2006-SD4**

Contact: Customer Service - CTSLink  
 Wells Fargo Bank, N.A.  
 Securities Administration Services  
 8480 Stagecoach Circle  
 Frederick, MD 21701-4747  
 www.ctslink.com  
 Telephone: 1-866-846-4526

CUMULATIVE SUMMARY		# of Modifications	% of Modifications	Original Principal Balance	% of Original Principal Balance	Current Scheduled Balance	% of Current Scheduled Balance
Interest Rate, Principal Balance, Scheduled P&I, Balloon Date, Balloon Amount, GRM/GPM Modification	9	8.3333 %	3,415,588.00	12.7094 %	3,600,045.41	13.0739 %	
Interest Rate, Principal Balance, Scheduled P&I, Balloon Date, Balloon Amount, ARM to Fixed	3	2.7778 %	299,869.55	1.1158 %	345,227.82	1.2537 %	
Interest Rate, Principal Balance, Scheduled P&I, Balloon Date, Balloon Amount, IO to Fully Amortizing	1	0.9259 %	255,200.00	0.9496 %	160,903.74	0.5843 %	
Interest Rate, Principal Balance, Scheduled P&I, Balloon Amount	2	1.8519 %	211,473.18	0.7869 %	166,948.52	0.6063 %	
Interest Rate, Principal Balance, Scheduled P&I, Balloon Amount, GRM/GPM Modification	2	1.8519 %	546,925.00	2.0351 %	563,122.71	2.0450 %	
Interest Rate, Principal Balance, ARM to Fixed, GRM/GPM Modification	1	0.9259 %	152,450.00	0.5673 %	164,362.60	0.5969 %	
Other Change(s)	22	20.3704 %	3,275,106.05	12.1866 %	3,540,643.66	12.8581 %	
Principal Balance	1	0.9259 %	147,000.00	0.5470 %	166,922.43	0.6062 %	
Principal Balance, Maturity Date, Scheduled P&I	2	1.8519 %	522,720.00	1.9450 %	499,821.39	1.8151 %	
Principal Balance, Maturity Date, Scheduled P&I, Balloon Date, Balloon Amount	2	1.8519 %	135,073.18	0.5026 %	170,479.77	0.6191 %	
Principal Balance, Maturity Date, Scheduled P&I, ARM to Fixed	3	2.7778 %	820,700.00	3.0538 %	762,844.96	2.7703 %	
Principal Balance, Maturity Date, Scheduled P&I, ARM to Fixed, IO to Fully Amortizing	1	0.9259 %	1,000,000.00	3.7210 %	1,182,573.81	4.2946 %	
Principal Balance, Maturity Date, Scheduled P&I, IO to Fully Amortizing	2	1.8519 %	469,600.00	1.7474 %	509,149.45	1.8490 %	
Principal Balance, Scheduled P&I	2	1.8519 %	1,400,000.00	5.2094 %	1,515,765.07	5.5046 %	
Principal Balance, Scheduled P&I, GRM/GPM Modification	1	0.9259 %	600,000.00	2.2326 %	593,777.28	2.1563 %	
Principal Balance, Scheduled P&I, Balloon Amount, GRM/GPM Modification	1	0.9259 %	192,000.00	0.7144 %	127,625.99	0.4635 %	
Principal Balance, Scheduled P&I, Balloon Amount, ARM to Fixed, IO to Fully Amortizing	2	1.8519 %	110,460.85	0.4110 %	138,646.67	0.5035 %	
Principal Balance, Scheduled P&I, ARM to Fixed	1	0.9259 %	273,160.00	1.0164 %	260,554.21	0.9462 %	
Principal Balance, Scheduled P&I, ARM to Fixed, IO to Fully Amortizing	1	0.9259 %	192,000.00	0.7144 %	116,673.76	0.4237 %	
Principal Balance, ARM to Fixed	1	0.9259 %	133,472.00	0.4966 %	123,669.40	0.4491 %	
Principal Balance, ARM to Fixed, IO to Fully Amortizing	2	1.8519 %	110,460.85	0.4110 %	138,499.09	0.5030 %	
Principal Balance, Balloon Amount, GRM/GPM Modification	1	0.9259 %	272,000.00	1.0121 %	223,275.51	0.8108 %	
Total	108	100.0000 %	26,874,607.95	100.0000 %	27,536,226.00	100.0000 %	

**Bear Stearns Asset Backed Securities  
 Asset-Backed Certificates  
 Series 2006-SD4**

Contact: Customer Service - CTSLink  
 Wells Fargo Bank, N.A.  
 Securities Administration Services  
 8480 Stagecoach Circle  
 Frederick, MD 21701-4747  
 www.ctslink.com  
 Telephone: 1-866-846-4526

**Current Modified Data Elements Detail**

Loan Number	Modification Approved Date	Modification Effective Date	Other Change(s)	GRM/GPM Modification	Interest Rate Change	Principal Balance Change	Maturity Date Change	Scheduled P&I Change	Balloon Date Change	Balloon Amt Change	ARM to Fixed Change	Fixed To ARM Change	IO To Fully Amortizing Change	Fully Amortizing To IO Change	Streamlined Modification
								<b>No Modifications this Period *</b>							

For Additional Footnote information, please see bottom of the Historical Modified Data Elements Detail Section.

**Historical Modified Data Elements Detail**

Loan Number	Modification Approved Date	Modification Effective Date	Other Change(s)	GRM/GPM Modification	Interest Rate Change	Principal Balance Change	Maturity Date Change	Scheduled P&I Change	Balloon Date Change	Balloon Amt Change	ARM to Fixed Change	Fixed To ARM Change	IO To Fully Amortizing Change	Fully Amortizing To IO Change	Streamlined Modification
<b>Sub Group 1</b>															
0003133592	04/18/2008	03/31/2008	X												
0003147816	06/17/2008	05/30/2008	X												
0003147816	06/16/2010	06/01/2010			X	X	X	X	X	X	X		X		
0003147816	07/20/2012	07/01/2012				X				X	X		X		
0003147816	08/16/2012	07/01/2012				X	X	X	X	X	X		X		
0003147816	08/13/2014	07/01/2014				X				X	X		X		
0003147816	03/10/2016	03/01/2016			X	X		X		X	X		X		
0003189545	08/19/2008	07/31/2008	X												
0003189545	05/13/2010	05/01/2010			X	X	X	X	X	X	X		X		
0003189545	07/20/2012	07/01/2012				X				X	X		X		
0003189545	08/16/2012	07/01/2012				X				X	X		X		
0003396553	03/12/2009	02/28/2009			X	X	X	X							
0003398500	05/16/2012	05/01/2012			X	X		X							
0003398500	06/19/2012	05/01/2012				X				X	X				
0003398500	12/13/2013	12/01/2013			X	X	X	X	X	X	X				
0003398500	05/11/2016	04/01/2016		X	X	X	X	X		X	X				
0003398989	10/17/2008	09/30/2008	X												
0003398989	09/12/2013	08/01/2013			X	X	X	X			X				
0003417466	06/17/2008	05/31/2008	X												
0003418860	07/16/2008	06/30/2008	X												
0003418860	05/13/2010	05/01/2010				X	X	X	X	X	X				
0003418860	06/10/2016	06/01/2016			X	X	X	X	X	X	X				
0003431806	03/09/2017	03/01/2017			X	X	X	X	X	X	X				
0003431996	12/12/2014	12/01/2014		X	X	X	X	X	X	X	X				
0003433372	08/12/2013	08/01/2013			X	X	X	X	X	X	X				
0003434347	03/18/2008	02/29/2008	X												

**Bear Stearns Asset Backed Securities  
 Asset-Backed Certificates  
 Series 2006-SD4**

Contact: Customer Service - CTSLink  
 Wells Fargo Bank, N.A.  
 Securities Administration Services  
 8480 Stagecoach Circle  
 Frederick, MD 21701-4747  
 www.ctslink.com  
 Telephone: 1-866-846-4526

**Historical Modified Data Elements Detail**

Loan Number	Modification Approved Date	Modification Effective Date	Other Change(s)	GRM/GPM Modification	Interest Rate Change	Principal Balance Change	Maturity Date Change	Scheduled P&I Change	Balloon Date Change	Balloon Amt Change	ARM to Fixed Change	Fixed To ARM Change	IO To Fully Amortizing Change	Fully Amortizing To IO Change	Streamlined Modification
0003434479	11/18/2008	10/31/2008			X	X		X						X	
0003434479	10/13/2011	10/01/2011			X	X	X	X	X	X	X				
0003435005	08/20/2007	07/31/2007	X												
0003490505	02/12/2013	02/01/2013		X	X	X		X	X	X					
0003491040	05/14/2013	05/01/2013			X	X		X	X	X					
0003491040	11/13/2014	10/01/2014		X	X	X		X							
0003491446	08/17/2009	08/01/2009			X	X	X	X							
0003499126	05/15/2008	04/30/2008	X												
0003545332	07/18/2007	06/30/2007	X												
0003545332	12/18/2008	11/30/2008			X	X		X	X	X					
0003545779	12/18/2008	11/30/2008			X	X		X	X	X					
0003545779	10/18/2010	08/01/2010		X	X	X	X	X	X	X					
0003545779	10/15/2013	09/01/2013			X	X		X							
0003545852	10/12/2010	10/01/2010			X	X		X							
0003545852	05/17/2011	10/01/2010			X	X									
0003546082	02/19/2008	01/31/2008	X												
0003546116	01/15/2009	12/31/2008			X	X		X	X	X				X	
0003546413	07/14/2010	07/01/2010			X	X	X	X	X	X					
0012633665	02/14/2011	02/01/2011			X	X	X	X			X				
0028080828	09/14/2018	09/01/2018			X	X	X	X			X				
003557628	06/10/2011	06/01/2011			X	X	X	X			X				
0044712735	01/17/2012	12/01/2011			X	X	X	X			X				
0049562838	09/11/2008	09/01/2008	X												
0049562838	05/11/2013	05/01/2013		X	X	X		X							
0052805892	09/14/2010	08/01/2010			X	X	X	X					X		
0126716695	06/17/2008	06/01/2008	X												
0128987419	06/11/2009	06/01/2009			X	X		X			X				
0130127442	03/16/2010	10/01/2009			X	X	X	X							
0130127442	09/15/2010	08/01/2010			X	X	X	X			X				
0131300238	12/12/2012	11/01/2012			X	X	X	X			X				
0132394909	03/11/2010	03/01/2010			X	X	X	X							
0132800533	07/12/2010	07/01/2010			X	X	X	X			X				
0141709634	10/17/2011	10/01/2011			X	X	X	X			X				
0144685914	05/15/2008	05/01/2008	X												
0144685914	09/14/2009	09/01/2009			X	X	X	X							
0145958377	08/14/2008	08/01/2008	X												
0146678941	10/14/2013	09/01/2013		X	X	X	X	X					X		
0147087357	03/11/2010	03/01/2010			X	X		X							
0147147565	09/11/2008	08/01/2008	X												

**Bear Stearns Asset Backed Securities  
 Asset-Backed Certificates  
 Series 2006-SD4**

Contact: Customer Service - CTSLink  
 Wells Fargo Bank, N.A.  
 Securities Administration Services  
 8480 Stagecoach Circle  
 Frederick, MD 21701-4747  
 www.ctslink.com  
 Telephone: 1-866-846-4526

**Historical Modified Data Elements Detail**

Loan Number	Modification Approved Date	Modification Effective Date	Other Change(s)	GRM/GPM Modification	Interest Rate Change	Principal Balance Change	Maturity Date Change	Scheduled P&I Change	Balloon Date Change	Balloon Amt Change	ARM to Fixed Change	Fixed To ARM Change	IO To Fully Amortizing Change	Fully Amortizing To IO Change	Streamlined Modification
0148597909	12/14/2009	12/01/2009			X	X	X	X			X				
0148597909	07/10/2015	07/01/2015				X	X	X							
0148619638	09/11/2008	08/01/2008	X												
<b>Sub Group 2</b>															
0052346855	07/10/2012	06/01/2012			X	X	X	X			X		X		
0053260105	09/14/2010	08/01/2010				X	X	X					X		
0057071078	05/12/2014	04/01/2014				X	X	X			X				
0058995606	04/11/2013	04/01/2013				X	X	X			X				
0060056231	09/12/2016	09/01/2016				X	X	X			X				
0146971908	01/12/2011	01/01/2011				X	X	X							
0146971908	09/17/2016	05/01/2016				X	X	X							
<b>Sub Group 3</b>															
0003127362	06/14/2010	06/01/2010		X	X	X	X	X							
0003499415	10/17/2008	09/30/2008	X							X					
0003500139	10/10/2013	10/01/2013		X	X	X	X	X							
0003500519	10/18/2010	08/01/2010		X	X	X	X	X							
0003500519	06/15/2015	06/01/2015		X	X	X	X	X							
0003540945	09/18/2011	09/01/2011		X	X	X	X	X							
0003540945	04/10/2018	03/01/2018		X	X	X	X	X							
0003544582	05/13/2010	05/01/2010		X	X	X	X	X							
0003544640	02/17/2012	02/01/2012		X	X	X	X	X							
0003544657	01/19/2012	01/01/2012		X	X	X	X	X							
0003544681	07/16/2008	06/30/2008	X												
0003544756	03/12/2013	03/01/2013		X	X	X	X	X					X		
0003557139	06/11/2013	06/01/2013		X	X	X	X	X							
0014564199	05/16/2012	05/01/2012		X	X	X	X	X							
0014564199	06/19/2012	05/01/2012		X	X	X	X	X							
0014568679	10/17/2008	09/30/2008	X												
0014568679	12/12/2012	11/01/2012		X	X	X	X	X					X		
0014627178	10/17/2008	09/30/2008	X												
0014695472	05/15/2008	04/30/2008	X												
0014695472	04/15/2010	04/01/2010		X	X	X	X	X							
0014802029	07/12/2016	07/01/2016		X	X	X	X	X							
0087005021	05/14/2010	05/01/2010		X	X	X	X	X							
0087173100	01/15/2009	12/31/2008		X	X	X	X	X							
0087173100	05/14/2010	05/01/2010		X	X	X	X	X							
0087173100	05/12/2017	05/01/2017		X	X	X	X	X							
0087240750	11/13/2009	10/01/2009		X	X	X	X	X							
0087240750	09/12/2013	09/01/2013		X	X	X	X	X							

**Bear Stearns Asset Backed Securities  
 Asset-Backed Certificates  
 Series 2006-SD4**

Contact: Customer Service - CTSLink  
 Wells Fargo Bank, N.A.  
 Securities Administration Services  
 8480 Stagecoach Circle  
 Frederick, MD 21701-4747  
 www.ctslink.com  
 Telephone: 1-866-846-4526

**Historical Modified Data Elements Detail**

Loan Number	Modification Approved Date	Modification Effective Date	Other Change(s)	GRM/GPM Modification	Interest Rate Change	Principal Balance Change	Maturity Date Change	Scheduled P&I Change	Balloon Date Change	Balloon Amt Change	ARM to Fixed Change	Fixed To ARM Change	IO To Fully Amortizing Change	Fully Amortizing To IO Change	Streamlined Modification
0087240750	12/12/2014	12/01/2014		X		X		X		X					
0088808084	02/12/2013	01/01/2013		X	X	X		X	X	X					
0089420681	04/13/2009	03/31/2009				X		X							
0089420681	01/14/2013	01/01/2013		X	X	X		X	X	X					
0089678080	09/16/2010	09/01/2010		X	X	X	X	X	X	X					
0202744611	11/09/2012	11/01/2012		X	X	X		X	X	X					

If a loan has been modified multiple times, it will be included in the totals for each applicable modification type in the summary sections.

\* Loans that are listed in the Modification Detail Section, and are not listed in the Modified Data Elements Section may have been reported prior to November 2008 or incurred one or more ARM I

**Bear Stearns Asset Backed Securities  
 Asset-Backed Certificates  
 Series 2006-SD4**

Contact: Customer Service - CTSLink  
 Wells Fargo Bank, N.A.  
 Securities Administration Services  
 8480 Stagecoach Circle  
 Frederick, MD 21701-4747  
 www.ctslink.com  
 Telephone: 1-866-846-4526

**Future Modifications**

Future Modification Summary				
Groups	Loan Count	Original Principal Balance	Current Scheduled Balance	
Sub Group 1	0	0.00	0.00	
Sub Group 2	0	0.00	0.00	
Sub Group 3	0	0.00	0.00	
Total	0	0.00	0.00	

Future Modification Detail												
Loan Number	Original Principal Balance	Modification Approved Date/Modification Effective Date	Previously Modified	No of Months Delinq.	Loan Status	Next Due Date	Interest Rate	Payment Amount	Maturity Date	Balloon Amount	Balloon Date	Current Sched Balance/Modified Beginning Balance
<b>No Future Modifications this Period</b>												

**Bear Stearns Asset Backed Securities  
 Asset-Backed Certificates  
 Series 2006-SD4**

**Collateral Balance Detail**

Group	Sub Group 1	Sub Group 2	Sub Group 3	Total
Beginning Scheduled Balance: IB	18,932,912.51	7,071,298.24	9,285,800.71	35,290,011.46
Beginning NIB Non-Loss Balance	0.00	0.00	0.00	0.00
Beginning Scheduled Balance: Trust	18,932,912.51	7,071,298.24	9,285,800.71	35,290,011.46
Beginning NIB Loss Balance	222,371.77	152,077.84	793,401.39	1,167,851.00
Beginning Scheduled Balance: TDO	19,155,284.28	7,223,376.08	10,079,202.10	36,457,862.46
Ending Scheduled Balance: IB	18,788,661.38	7,051,214.77	8,958,648.22	34,798,524.37
Ending NIB Non-Loss Balance	0.00	0.00	0.00	0.00
Ending Scheduled Balance: Trust	18,788,661.38	7,051,214.77	8,958,648.22	34,798,524.37
Ending NIB Loss Balance	219,646.91	152,077.84	731,334.72	1,103,059.47
Ending Scheduled Balance: TDO	19,008,308.29	7,203,292.61	9,689,982.94	35,901,583.84
Ending Actual Balance: IB	18,860,799.20	7,111,182.32	9,356,367.46	35,328,348.98
Ending NIB Non-Loss Balance	0.00	0.00	0.00	0.00
Ending Actual Balance: Trust	18,860,799.20	7,111,182.32	9,356,367.46	35,328,348.98
Ending NIB Loss Balance	219,646.91	152,077.84	731,334.72	1,103,059.47
Ending Actual Balance: TDO	19,080,446.11	7,263,260.16	10,087,702.18	36,431,408.45

**Balance Methodology:**

IB: Interest Bearing  
 NIB: Non-Interest Bearing  
 NIB Non-Loss Balance: current balance of NIB amounts that were not treated as a loss at the time of the related modification  
 Trust Balance = IB Balance + NIB Non-Loss Balance  
 NIB Loss Balance: current balance of NIB amounts that were treated as a loss at the time of the related modification  
 TDO: Total Debt Owed = IB Balance + NIB Non-Loss Balance + NIB Loss Balance

NOTE: In addition to modifications included in this reporting package, Servicer(s) may utilize other loss mitigation options with borrowers. Please see the External Collateral File loan level data reported separately on CTSLink® for additional reporting.

**Bear Stearns Asset Backed Securities  
 Asset-Backed Certificates  
 Series 2006-SD4**

**Non-Interest Bearing Detail**

		Deferred Principal				Principal Reduction Alternative				Total NIB	
		Count	Curtailments	Count	PIF/Liquidation	Ending Balance	Count	PIF/Liquidation	Count	Ending Balance	Count
<b>NONLOSS</b>											
Sub Group 1	0	0.00	0	0.00	0.00	0	0.00	0	0.00	0	0.00
Sub Group 2	0	0.00	0	0.00	0.00	0	0.00	0	0.00	0	0.00
Sub Group 3	0	0.00	0	0.00	0.00	0	0.00	0	0.00	0	0.00
Total	0	0.00	0	0.00	0.00	0	0.00	0	0.00	0	0.00
<b>LOSS</b>											
Sub Group 1	0	0.00	0	0.00	216,922.05	0	0.00	1	2,724.86	6	219,646.91
Sub Group 2	0	0.00	0	0.00	152,077.84	3	0.00	0	0.00	3	152,077.84
Sub Group 3	0	0.00	1	62,066.67	718,300.00	0	0.00	1	13,034.72	5	731,334.72
Total	0	0.00	1	62,066.67	1,087,299.89	0	0.00	2	15,759.58	14	1,103,059.47

		Deferred Principal				Principal Reduction Alternative				Total NIB	
		Treatment	Loan Number	Modification Effective Date	Modification Approval Date	Curtailments	Paid in Full/ Liquidation	Ending Balance	Paid in Full/ Liquidation	Ending Balance	Count
Sub Group 1	LOSS	0003398500	04/01/2016	05/11/2016	0.00	0.00	17,476.27	0.00	0.00	0.00	17,476.27
Sub Group 1	LOSS	0003418860	06/01/2016	06/10/2016	0.00	0.00	6,246.21	0.00	0.00	0.00	6,246.21
Sub Group 1	LOSS	0003431806	03/01/2017	03/09/2017	0.00	0.00	0.00	0.00	2,724.86	0.00	2,724.86
Sub Group 1	LOSS	0003491040	10/01/2014	11/13/2014	0.00	0.00	118,694.11	0.00	0.00	0.00	118,694.11
Sub Group 1	LOSS	0003545779	09/01/2013	10/15/2013	0.00	0.00	68,502.00	0.00	0.00	0.00	68,502.00
Sub Group 1	LOSS	0028080828	09/01/2018	09/14/2018	0.00	0.00	6,003.46	0.00	0.00	0.00	6,003.46
Sub Group 2	LOSS	0057071078	04/01/2014	05/12/2014	0.00	0.00	37,290.55	0.00	0.00	0.00	37,290.55
Sub Group 2	LOSS	0060056231	09/01/2016	09/12/2016	0.00	0.00	74,367.49	0.00	0.00	0.00	74,367.49
Sub Group 2	LOSS	0146971908	05/01/2016	09/17/2016	0.00	0.00	40,419.80	0.00	0.00	0.00	40,419.80
Sub Group 3	LOSS	0003500519	06/01/2015	06/15/2015	0.00	62,066.67	0.00	0.00	0.00	0.00	0.00
Sub Group 3	LOSS	0003544657	01/01/2012	01/19/2012	0.00	0.00	282,700.00	0.00	0.00	0.00	282,700.00
Sub Group 3	LOSS	0003544756	03/01/2013	03/12/2013	0.00	0.00	15,000.00	0.00	0.00	0.00	15,000.00
Sub Group 3	LOSS	0087173100	05/01/2017	05/12/2017	0.00	0.00	154,800.00	0.00	0.00	0.00	154,800.00
Sub Group 3	LOSS	0087240750	12/01/2014	12/12/2014	0.00	0.00	21,700.00	0.00	0.00	0.00	21,700.00
Sub Group 3	LOSS	0088808084	01/01/2013	02/12/2013	0.00	0.00	244,100.00	0.00	0.00	0.00	244,100.00

Modification dates displayed reflect the most recent modification relevant to the Non-Interest Bearing Balance.



**Bear Stearns Asset Backed Securities  
 Asset-Backed Certificates  
 Series 2006-SD4**

Contact: Customer Service - CTSLink  
 Wells Fargo Bank, N.A.  
 Securities Administration Services  
 8480 Stagecoach Circle  
 Frederick, MD 21701-4747  
 www.ctslink.com  
 Telephone: 1-866-846-4526

<b>Substitutions</b>					
<b>Loans Repurchased</b>			<b>Loans Substituted</b>		
Loan Number	Current Scheduled Balance	Current Rate	Current Payment	Loan Number	Current Scheduled Balance
					Current Rate
					Current Payment
<b>No Substitutions this Period</b>					

<b>Repurchases Due to Breaches</b>				
Loan Number	Beginning Scheduled Balance	Payoff Balance	Current Rate	Current Payment
<b>No Repurchases Due to Breaches this Period</b>				

<b>Repurchases Due To Other</b>				
Loan Number	Beginning Scheduled Balance	Payoff Balance	Current Rate	Current Payment
<b>No Repurchases Due to Other this Period</b>				

**Bear Stearns Asset Backed Securities  
 Asset-Backed Certificates  
 Series 2006-SD4**

**Interest Rate Stratification**

Current Interest Rate Range (%)	Summary			Sub Group 1			Sub Group 2		
	Number Of Loans	Outstanding Scheduled Balance(\$)	Percentage Of Balance(%)	Number Of Loans	Outstanding Scheduled Balance(\$)	Percentage Of Balance(%)	Number Of Loans	Outstanding Scheduled Balance(\$)	Percentage Of Balance(%)
< 3.000	8	1,284,594.02	3.692	3	273,071.89	1.453	0	0.00	0.000
3.000	11	4,099,403.11	11.780	6	1,158,948.49	6.168	1	1,154,414.27	16.372
3.500	1	649,048.38	1.865	0	0.00	0.000	0	0.00	0.000
4.000	26	3,828,209.60	11.001	19	2,233,292.38	11.886	5	872,345.73	12.372
4.500	29	6,855,661.93	19.701	18	3,724,819.14	19.825	7	1,330,175.72	18.864
5.000	78	13,932,530.55	40.038	65	10,144,554.07	53.993	10	2,724,821.61	38.643
5.500	11	2,943,822.93	8.460	3	180,054.46	0.958	2	838,124.54	11.886
6.000	3	342,549.43	0.984	1	211,216.53	1.124	2	131,332.90	1.863
6.500	3	285,845.20	0.821	3	285,845.20	1.521	0	0.00	0.000
7.000	2	92,062.31	0.265	2	92,062.31	0.490	0	0.00	0.000
7.500	2	127,451.40	0.366	2	127,451.40	0.678	0	0.00	0.000
8.000	1	50,478.43	0.145	1	50,478.43	0.269	0	0.00	0.000
8.500	1	28,055.49	0.081	1	28,055.49	0.149	0	0.00	0.000
9.000	2	75,446.32	0.217	2	75,446.32	0.402	0	0.00	0.000
9.500	1	82,078.09	0.236	1	82,078.09	0.437	0	0.00	0.000
10.000	1	85,615.91	0.246	1	85,615.91	0.456	0	0.00	0.000
10.500	0	0.00	0.000	0	0.00	0.000	0	0.00	0.000
11.000	1	35,671.27	0.103	1	35,671.27	0.190	0	0.00	0.000
11.500	0	0.00	0.000	0	0.00	0.000	0	0.00	0.000
12.000	0	0.00	0.000	0	0.00	0.000	0	0.00	0.000
12.500	0	0.00	0.000	0	0.00	0.000	0	0.00	0.000
13.000	0	0.00	0.000	0	0.00	0.000	0	0.00	0.000
13.500	0	0.00	0.000	0	0.00	0.000	0	0.00	0.000
14.000	0	0.00	0.000	0	0.00	0.000	0	0.00	0.000
14.500	0	0.00	0.000	0	0.00	0.000	0	0.00	0.000
>= 15.000	0	0.00	0.000	0	0.00	0.000	0	0.00	0.000
<b>Total</b>	<b>181</b>	<b>34,798,524.37</b>	<b>100.000</b>	<b>129</b>	<b>18,788,661.38</b>	<b>100.000</b>	<b>27</b>	<b>7,051,214.77</b>	<b>100.000</b>

**Bear Stearns Asset Backed Securities  
 Asset-Backed Certificates  
 Series 2006-SD4**

Contact: Customer Service - CTSLink  
 Wells Fargo Bank, N.A.  
 Securities Administration Services  
 8480 Stagecoach Circle  
 Frederick, MD 21701-4747  
 www.ctslink.com  
 Telephone: 1-866-846-4526

**Interest Rate Stratification**

Current Interest Rate Range (%)	Sub Group 3		
	Number Of Loans	Outstanding Scheduled Balance(\$)	Percentage Of Balance(%)
< 3.000	5	1,011,522.13	11.291
3.000	4	1,786,040.35	19.936
3.500	1	649,048.38	7.245
4.000	2	722,571.49	8.066
4.500	4	1,800,667.07	20.100
5.000	3	1,063,154.87	11.867
5.500	6	1,925,643.93	21.495
6.000	0	0.00	0.000
6.500	0	0.00	0.000
7.000	0	0.00	0.000
7.500	0	0.00	0.000
8.000	0	0.00	0.000
8.500	0	0.00	0.000
9.000	0	0.00	0.000
9.500	0	0.00	0.000
10.000	0	0.00	0.000
10.500	0	0.00	0.000
11.000	0	0.00	0.000
11.500	0	0.00	0.000
12.000	0	0.00	0.000
12.500	0	0.00	0.000
13.000	0	0.00	0.000
13.500	0	0.00	0.000
14.000	0	0.00	0.000
14.500	0	0.00	0.000
>= 15.000	0	0.00	0.000
<b>Total</b>	<b>25</b>	<b>8,958,648.22</b>	<b>100.000</b>

**Bear Stearns Asset Backed Securities  
Asset-Backed Certificates  
Series 2006-SD4**

**Supplemental Reporting**

**Determination Date:**

With respect to any Distribution Date and Servicer, the date specified in the related Servicing Agreement.

**Distribution Date:**

The 25th day of each calendar month after the initial issuance of the Certificates, or if such 25th day is not a Business Day, the next succeeding Business Day, commencing in November 2006.

**Business Day:**

Any day other than (i) a Saturday or a Sunday, or (ii) a day on which banking institutions in The City of New York, New York, or the States of Maryland, Minnesota or Texas, or, if different, the city in which the Corporate Trust Office of the Trustee or the principal office of the Securities Administrator, the Master Servicer or of a Servicer is located are authorized or obligated by law or executive order to be closed.

**Closing Date:**

November 16, 2006.

**One-Year MTA:**

With respect to any Accrual Period, the rate determined by the Securities Administrator, as published by the Federal Reserve Board in the Federal Reserve Statistical Release 'Selected Interest Rates (H.15)', determined by averaging the monthly yields for the most recently available twelve months. The One-Year MTA figure used to determine the Pass-Through Rate on the Class 3A Certificates will be based on One-Year MTA as of fifteen days before the beginning of the related Accrual Period. The establishment of One-Year MTA on each interest determination date by the Securities Administrator and the Securities Administrator's calculation of the Pass-Through Rates applicable to the Class 3A Certificates for the related Accrual Period shall, in the absence of manifest error, be final and binding. One-Year MTA for the initial Accrual Period will be 4.664% with respect to the Class 3A-1 and Class 3A-2 Certificates.

**Accrual Period:**

With respect to the Certificates (the Class P Certificates and the Residual Certificates) will be the calendar month immediately preceding the calendar month in which a distribution date occurs. All calculations of interest on such Certificates (including the Interest Rate Cap) will be made on the basis of a 360-day year that consists of twelve 30-day months.

**Record Date:**

With respect to each Class of Certificates and (a) the first Distribution Date, the Closing Date, and (b) with respect to any other Distribution Date, the close of business on the last Business Day of the month immediately preceding the month in which such Distribution Date occurs.

**Servicer Remittance Date:**

With respect to each Mortgage Loan and related Servicer, the date set forth in the related Servicing Agreement, when the related Servicer is required to remit funds in the related Protected Account to the Master Servicer.

**Bear Stearns Asset Backed Securities  
Asset-Backed Certificates  
Series 2006-SD4**

**Supplemental Reporting**

**Miscellaneous Modification Reporting Footnote**

In the absence of specific guidance in the governing agreements, Wells Fargo Bank, N.A. has determined that a reduction in principal agreed to by a servicer in connection with a loan modification should be treated in a manner similar to a realized principal loss on the related loan.

**Extraordinary Costs and Expenses**

Wells Fargo Bank, N.A. is processing an expense charge to recover extraordinary costs and expenses incurred as a result of the enhanced administration of residential mortgage backed securities transaction(s) necessitated by significant and/or unanticipated changes in industry and market conditions. These extraordinary costs and expenses may be adjusted periodically.

**Information Relating to Forbearance Modification Reporting**

Wells Fargo's practice, as master servicer, securities administrator or trustee, is to report and allocate principal forbore in connection with mortgage loan modifications ("Forborne Principal") as losses or non-losses, including mortgage loan modifications made pursuant to the Home Affordability Modification Program, as explicitly and clearly reported to Wells Fargo by the servicer of the modified loan. From time to time, Wells Fargo may receive information from a servicer that revises or clarifies the servicer's intent about its treatment of Forborne Principal ("Supplemental Servicer Reporting"). If this occurs, Wells Fargo's practice is to revise its reporting of Forborne Principal to conform to the Supplemental Servicer Reporting. This may result in the recognition and allocation of Forborne Principal as a loss after the modification date of a mortgage loan by the servicer or the reversal of a prior recognition and allocation of Forborne Principal as a loss.

Reclassification of Forborne Principal

Wells Fargo's practice is to classify, or reclassify, Forborne Principal on the first distribution date on which it is reasonably practicable to do so after Wells Fargo determines that it has received the Supplemental Servicer Reporting, which, due to the time and effort necessary to review, verify, and process such Supplemental Servicer Reporting, may be several reporting periods after Wells Fargo determines that it has received such reporting (such distribution date, the "Target Reporting Date").

**Information Relating to Forbearance Modification Reporting, continued**

Restatement of Distribution Reports to Loan Modification Date

Wells Fargo will not restate distribution reports to reflect losses or gains attributable to Forborne Principal as of the date the servicer modified the loan if the Target Reporting Date is later than the normal reporting cycle for monthly servicer activities.

Restatement to Target Reporting Date

In certain circumstances, Wells Fargo may restate distribution reports from the Target Reporting Date if Wells Fargo determines that it did not apply Forborne Principal in the manner specified in the Supplemental Servicer Reporting on the Target Reporting Date. Wells Fargo's practice is to restate previous distribution reports to the Target Reporting Date only if the restatement would have a significant impact on cash distributions to any class of certificates after the Target Reporting Date. If Wells Fargo determines that restating previous distribution reports to the Target Reporting Date would have a significant impact on cash distributions to any class of certificates after the Target Reporting Date, then Wells Fargo's practice is to restate the distribution reports to the Target Reporting Date and include additional footnoting or reporting describing the restatement.